

SKF Xtra Power Belts

XP2 series V-belts designed for maximum performance



Contents

The new generation of narrow wedge belts	3
Selection guide for SKF XP2 Belts	4
Selection procedure and formulae	4
Service factors	5
Belt cross section	6
Correction factors	7
Power ratings	8
Section SPZ-XP2	8
Section SPA-XP2	9
Section SPB-XP2	10
Section SPC-XP2	11
Section 3V-XP2	12
Section 5V-XP2	13
Section 8V-XP2	14
Product tables	15
SKF XP2 wrapped wedge belts	15
SKF XP2 wrapped narrow wedge belts	17
Design optimization	18
Belt drive calculation program	18
Product solutions for belt drives	19
Belt tools	20
SKF Belt Frequency Meter	20
SKF Belt Alignment Tools	21



XP2 Belts

The new generation of narrow wedge belts (ISO and RMA)

SKF Xtra Power Belts are designed to deliver up to 40% more power than standard wrapped belts.

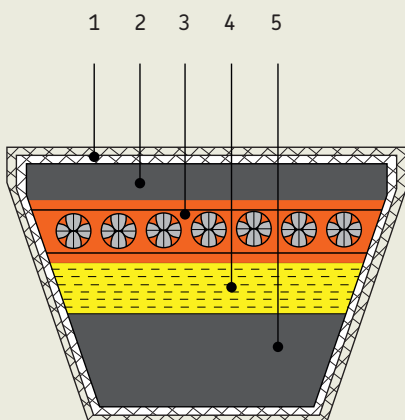
By replacing your existing belts with SKF Xtra Power Belts, the service life of your application can potentially be increased by up to 40%. This leads to an increased service life, less downtime, less maintenance and cost.

The XP2 offers a new construction, new materials and a better overall performance than the XP series. Everything from the wrap fabric to the cord material has been upgraded to meet the markets' demands.

- The static properties of the XP and the XP2 are identical
- Belts are antistatic and comply with ISO 1813
- Recommended operating temperature range is -35 to 65 °C (-31 to 149 °F)

Available profiles:

- ISO wedge SPZ, SPA, SPB and SPC.
- RMA narrow wedge 3V, 5V and 8V section.



- 1. Anti-static rubberized 120° biase jacket**
The rubber used in the XP2 jacket material offers better strength, elongation and flex fatigue resistance resulting in a better service life than that of the XP. The jacket fabric construction is optimised to reduce pulley groove wear. The covers are oil and heat resistant as standard.
- 2. Cushion Rubber (NR)**
The new upper cushion rubber provides excellent adhesion and protection of the cords. It also has better tensile properties and elongation, with a lower hardness for excellent flexibility.
- 3. Tensile cord now made from HMLS (high modulus low shrinkage) polyester**
The new HMLS material used in the XP2 offers better dimensional stability than the PET (polyester) used in the older generation XP series. Cords are pre-tensioned and heat stabilized during production for length consistency
- 4. Cushion / support rubber with transversely orientated Fiber loaded stock**
The polyester-fiber orientated stock provides excellent support directly below the tensile cords, while still allowing excellent flexibility around the pulleys (sheaves)
- 5. Lower cushion rubber stock**
The cushion rubber provides excellent flexure properties and fatigue resistance

Selection guide for SKF XP2 Belts

Selection procedure and formulae

Example:

Driver: Electrical motor 45 kW, 1 450 r/min, direct online start.

Driven: Fan, 550 r/min

Service: 8–10 h/day

Approximate center distance is 900 mm

1 Service factor (C_2)

Service factors describe the severity of drive conditions. Refer to **tables 2 and 3** on **page 5**.

Example: Medium duty class, heavy start

$C_2 = 1.2$

Note:

For speed increasing drives use correction factors in **table 1** on **page 5**.

2 Design power (P_d)

Multiply drive power and service factor C_2 to get the design power.

$$P_d = P C_2$$

Where:

P_d = design power [kW]

P = motor rated power or power absorbed by the load [kW]

C_2 = service factor

Example:

$$P_d = 45 \times 1.2 = 54 \text{ kW}$$

3 Belt cross section

Refer to **diagrams 1 and 2** on **page 6** for the appropriate belt cross section based on speed and design power.

Example:

Selected cross section SPB-XP2

4 Required speed ratio (I_r)

Divide speed of faster shaft by speed of slower shaft to get the required pulley speed ratio.

$$I_r = \frac{\text{r/min (faster shaft)}}{\text{r/min (slower shaft)}}$$

Example:

$$I_r = \frac{1\,450}{550} = 2.6$$

5 Belt Length determination (L_d)

(a) To calculate belt length

Calculate theoretical belt length allowed by the pulley size selected and the allowable minimum and maximum center distances (CCp) offered by the application.

$$L_d = 2 \text{ CCp} + 1.57 (D + d) + \frac{(D - d)^2}{4 \times \text{CCp}}$$

Where:

L_d = belt length (mm)

CCp = preliminary center distance between pulleys (mm)

D = large pulley diameter (mm)

d = small pulley diameter (mm)

(b) To calculate actual centres

Calculate actual center distance based on selected belt length.

$$CC = \frac{a + \sqrt{a^2 - 8(D - d)^2}}{8}$$

Where:

$a = 2(L_d) - 3.14(D - d)$

L_d = selected belt length

D = large pulley diameter

d = small pulley diameter

Example:

Speed ratio = 2.63

Pulley D = 500 mm

Pulley d = 190 mm

CC distance = 945 mm

Belt length = 3 000 mm

6 Belt basic power rating (P_b)

Refer to power rating tables for selected belts on **pages 8 to 14** to get the power rating values. The total belt basic power rating consists of basic power rating + power rating based on speed ratio.

Example:

$$P_b = 13.50 + 1.21 = 14.7 \text{ kW}$$

7 Belt power rating (P_r)

Multiply belt basic power rating with C_1 and C_3 to get actual belt power rating. Refer to **tables 4 and 5** on **page 7**.

$$P_r = P_b C_3 C_1$$

Example:

$$P_r = 14.7 \times 0.95 \times 0.98 = 13.68$$

8 Number of belts (N)

Divide drive power (design power) by power rating of selected belt to get the required number of belts.

$$N = \frac{P_d}{P_r}$$

Round up to first integer.

Example:

$$N = \frac{54}{13.68} = 3.95 \sim 4$$

4 PHG SPB3000XP2 belts are needed.

The resulting power that the belts in the above example would give is 54.7 kW which will provide an actual service factor of 1.22.

Service factors

Table 1	Table 2	
Types of prime mover For speed increasing drives of	Speed increase ratio Soft starts Electric motors	Heavy starts Electric motors
Speed ratio 1.00–1.24 multiply service factor by 1.00	AC-Star delta start	AC-Direct-online start
Speed ratio 1.25–1.74 multiply service factor by 1.05	DC-Shunt wound	DC-Series & compound wound
Speed ratio 1.75–2.49 multiply service factor by 1.11	Internal combustion engines with 4 or more cylinders	Internal combustion engines with less than 4 cylinders
Speed ratio 2.50–3.49 multiply service factor by 1.18	Prime movers fitted with centrifugal clutches, dry or fluid couplings or electronic soft start devices	Prime movers not fitted with soft start devices
Speed ratio 3.50 and over multiply service factor by 1.25		

Types of driven machine		Soft starts			Heavy starts		
		Duty time h/day			Duty time h/day		
		10 and under	Over 10 to 16	Over 16	10 and under	Over 10 to 16	Over 16
"Class 1 Light duty"	Blowers, exhausters and fans (up to 7.5 kW), centrifugal compressors and pumps. Belt conveyors (uniformly loaded).	1.0	1.1	1.2	1.1	1.2	1.3
"Class 2 Medium duty"	Agitators (uniform density), blowers, exhausters and fans (over 7.5 kW). Rotary compressors and pumps (other than centrifugal). Belt conveyors (not uniformly loaded), generators and exciters, laundry machinery, lineshafts, machine tools, printing machinery, sawmill and woodworking machinery, screens (rotary).	1.1	1.2	1.3	1.2	1.3	1.4
"Class 3 Heavy duty"	Agitators and mixers (variable density), brick machinery, bucket elevators, compressors and pumps (reciprocating), conveyors (heavy duty). Hoists, mills (hammer), pulverisers, punches, presses, shears, quarry plant, rubber machinery, screens (vibrating), textile machinery.	1.2	1.3	1.4	1.4	1.5	1.6
"Class 4 Extra heavy duty"	Crushers (gyratory-jaw roll), mills (ball-rod-tube).	1.3	1.4	1.5	1.5	1.6	1.8

Belt cross section

Diagram 1

SKF Xtra Power wrapped wedge belts

Speed of small pulley [r/min]

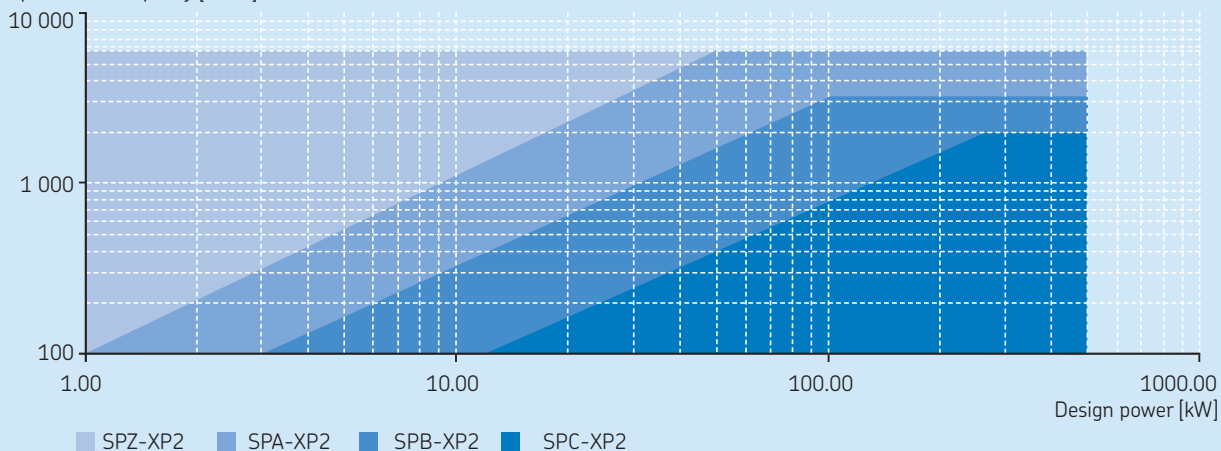
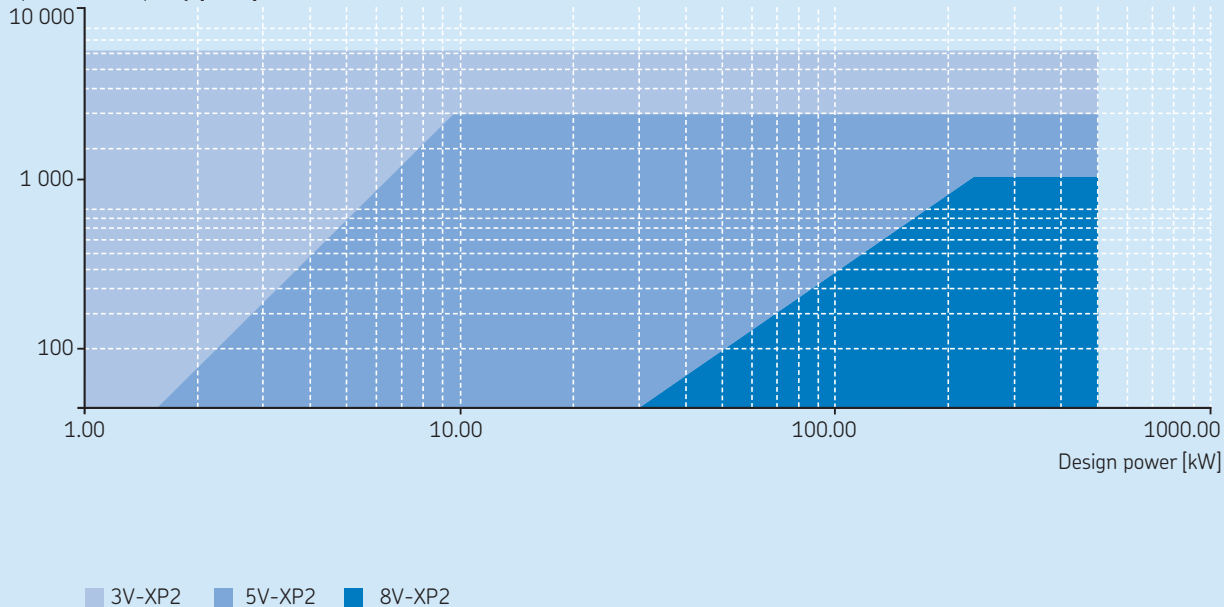


Diagram 2

SKF Xtra Power wrapped narrow wedge belts

Speed of small pulley [r/min]



Correction factors

Table 4

Arc of contact power correction factor C_3		
$\frac{D-d}{CC}^*$	Arc of contact on small pulley	Arc of contact correction factor C_3
mm	°	–
0.00	180	1.00
0.05	177	0.99
0.10	174	0.99
0.15	171	0.98
0.20	169	0.97
0.25	166	0.97
0.30	163	0.96
0.35	160	0.95
0.40	157	0.94
0.45	154	0.93
0.50	151	0.93
0.55	148	0.92
0.60	145	0.91
0.65	142	0.90
0.70	139	0.89
0.75	136	0.88
0.80	133	0.87
0.85	130	0.86
0.90	127	0.85
0.95	123	0.83
1.00	120	0.82
1.05	117	0.81
1.10	113	0.80
1.15	100	0.78
1.20	107	0.77
1.25	104	0.75
1.30	101	0.73
1.35	97	0.72
1.40	93	0.70

* D large pulley diameter
d small pulley diameter
CC center to center distance

Table 5

Belt length correction factor C_1					
Belt length	Correction factor (ISO, DIN)				
	SPZ-XP2 3V-XP2	SPA-XP2	SPB-XP2 5V-XP2	SPC-XP2	8V-XP2
mm	–				
400	0.50				
475	0.65				
530	0.74				
630	0.82	0.77			
710	0.84	0.79			
900	0.88	0.83	0.76		
1 000	0.90	0.85	0.78		
1 120	0.93	0.87	0.80		
1 250	0.95	0.89	0.82		
1 400	0.96	0.91	0.84	0.70	
1 600	1.00	0.93	0.86	0.74	
1 800	1.01	0.95	0.88	0.77	
2 000	1.02	0.96	0.90	0.80	0.78
2 240	1.05	0.98	0.92	0.83	0.80
2 500	1.07	1.00	0.94	0.86	0.80
2 800	1.09	1.02	0.96	0.88	0.82
3 150	1.11	1.04	0.98	0.90	0.84
3 550	1.13	1.06	1.00	0.92	0.86
4 000	1.13	1.08	1.02	0.94	0.89
4 500	1.13	1.09	1.04	0.96	0.91
5 000		1.09	1.06	0.98	0.94
5 600		1.09	1.08	1.00	0.96
6 300			1.10	1.02	0.99
7 100			1.12	1.04	1.02
8 000			1.14	1.06	1.04
9 000			1.14	1.08	1.07
10 000			1.14	1.10	1.09
11 200				1.12	1.12
12 500				1.14	1.15

Power ratings

Section SPZ-XP2

Table 6

Faster shaft speed	Rated power per belt for small pulley pitch diameter [mm]												Additional power per belt for speed ratio			
	67	71	75	80	85	90	95	100	112	125	132	140	100 to 1.05	1.06 to 1.24	1.25 to 1.59	> 1.59
	r/min	kW												kW		
100	0.13	0.15	0.16	0.18	0.20	0.22	0.24	0.25	0.30	0.35	0.37	0.40	0.00	0.01	0.01	0.01
500	0.53	0.60	0.67	0.75	0.83	0.92	1.00	1.08	1.28	1.49	1.61	1.74	0.01	0.04	0.06	0.07
720	0.72	0.82	0.91	1.03	1.15	1.26	1.38	1.50	1.77	2.07	2.23	2.41	0.01	0.05	0.09	0.10
800	0.79	0.89	1.00	1.13	1.26	1.39	1.51	1.64	1.95	2.27	2.45	2.65	0.01	0.06	0.10	0.11
900	0.87	0.99	1.10	1.25	1.39	1.53	1.68	1.82	2.16	2.52	2.72	2.94	0.01	0.07	0.11	0.12
960	0.92	1.04	1.16	1.32	1.47	1.62	1.78	1.93	2.29	2.67	2.88	3.11	0.02	0.07	0.11	0.13
1 000	0.95	1.08	1.21	1.36	1.52	1.68	1.84	2.00	2.37	2.77	2.98	3.23	0.02	0.07	0.12	0.14
1 100	1.03	1.17	1.31	1.48	1.65	1.83	2.00	2.17	2.58	3.01	3.24	3.51	0.02	0.08	0.13	0.15
1 200	1.10	1.25	1.41	1.59	1.78	1.97	2.15	2.34	2.78	3.25	3.50	3.79	0.02	0.09	0.14	0.17
1 300	1.18	1.34	1.50	1.71	1.91	2.11	2.31	2.51	2.98	3.49	3.76	4.06	0.02	0.09	0.15	0.18
1 400	1.25	1.42	1.60	1.82	2.03	2.25	2.46	2.67	3.18	3.72	4.01	4.33	0.02	0.10	0.17	0.19
1 440	1.28	1.46	1.64	1.86	2.08	2.30	2.52	2.74	3.26	3.81	4.10	4.44	0.02	0.10	0.17	0.20
1 500	1.32	1.51	1.69	1.92	2.15	2.38	2.61	2.84	3.37	3.95	4.25	4.60	0.02	0.11	0.18	0.21
1 600	1.39	1.59	1.79	2.03	2.27	2.52	2.76	3.00	3.56	4.17	4.49	4.86	0.03	0.12	0.19	0.22
1 700	1.46	1.67	1.88	2.14	2.39	2.65	2.90	3.15	3.75	4.39	4.73	5.12	0.03	0.12	0.20	0.24
1 800	1.53	1.75	1.97	2.24	2.51	2.78	3.05	3.31	3.94	4.61	4.97	5.37	0.03	0.13	0.21	0.25
1 900	1.59	1.83	2.06	2.34	2.63	2.91	3.19	3.46	4.12	4.83	5.20	5.62	0.03	0.14	0.23	0.26
2 000	1.66	1.90	2.14	2.44	2.74	3.03	3.33	3.62	4.30	5.04	5.43	5.86	0.03	0.15	0.24	0.28
2 100	1.72	1.98	2.23	2.54	2.85	3.16	3.46	3.77	4.48	5.25	5.65	6.10	0.03	0.15	0.25	0.29
2 200	1.79	2.05	2.31	2.64	2.96	3.28	3.60	3.91	4.66	5.45	5.87	6.34	0.04	0.16	0.26	0.30
2 300	1.85	2.12	2.40	2.74	3.07	3.40	3.73	4.06	4.83	5.65	6.08	6.57	0.04	0.17	0.27	0.32
2 400	1.91	2.20	2.48	2.83	3.18	3.52	3.86	4.20	5.00	5.85	6.30	6.80	0.04	0.17	0.29	0.33
2 500	1.97	2.27	2.56	2.92	3.28	3.64	3.99	4.34	5.17	6.04	6.51	7.02	0.04	0.18	0.30	0.35
2 600	2.03	2.34	2.64	3.02	3.39	3.76	4.12	4.48	5.34	6.24	6.71	7.24	0.04	0.19	0.31	0.36
2 700	2.09	2.41	2.72	3.11	3.49	3.87	4.25	4.62	5.50	6.42	6.91	7.46	0.04	0.20	0.32	0.37
2 800	2.15	2.47	2.80	3.20	3.59	3.98	4.37	4.75	5.66	6.61	7.11	7.67	0.05	0.20	0.33	0.39
2 880	2.19	2.53	2.86	3.27	3.67	4.07	4.47	4.86	5.78	6.75	7.26	7.83	0.05	0.21	0.34	0.40
2 900	2.20	2.54	2.87	3.28	3.69	4.09	4.49	4.89	5.81	6.79	7.30	7.87	0.05	0.21	0.34	0.40
3 000	2.26	2.60	2.95	3.37	3.79	4.20	4.61	5.02	5.97	6.96	7.49	8.07	0.05	0.22	0.36	0.42
3 100	2.31	2.67	3.02	3.46	3.89	4.31	4.73	5.15	6.12	7.14	7.67	8.26	0.05	0.23	0.37	0.43
3 200	2.37	2.73	3.09	3.54	3.98	4.42	4.85	5.27	6.27	7.31	7.85	8.45	0.05	0.23	0.38	0.44
3 300	2.42	2.79	3.16	3.62	4.07	4.52	4.96	5.39	6.41	7.47	8.02	8.64	0.05	0.24	0.39	0.46
3 400	2.47	2.86	3.23	3.70	4.17	4.62	5.07	5.52	6.55	7.63	8.19	8.82	0.06	0.25	0.40	0.47
3 500	2.52	2.92	3.30	3.78	4.26	4.72	5.18	5.63	6.69	7.79	8.36	8.99	0.06	0.25	0.42	0.49
3 600	2.57	2.97	3.37	3.86	4.34	4.82	5.29	5.75	6.83	7.94	8.52	9.16	0.06	0.26	0.43	0.50
3 700	2.62	3.03	3.44	3.94	4.43	4.92	5.40	5.87	6.96	8.09	8.68	9.32	0.06	0.27	0.44	0.51
3 800	2.67	3.09	3.50	4.01	4.52	5.01	5.50	5.98	7.09	8.24	8.83	9.48	0.06	0.28	0.45	0.53
3 900	2.72	3.14	3.57	4.09	4.60	5.10	5.60	6.09	7.22	8.38	8.97	9.63	0.06	0.28	0.46	0.54
4 000	2.76	3.20	3.63	4.16	4.68	5.20	5.70	6.19	7.34	8.51	9.11	9.77	0.07	0.29	0.48	0.55
4 200	2.85	3.30	3.75	4.30	4.84	5.37	5.89	6.40	7.58	8.77	9.38	10.04	0.07	0.31	0.50	0.58
4 400	2.93	3.40	3.87	4.44	4.99	5.54	6.07	6.60	7.80	9.01	9.62	10.29	0.07	0.32	0.52	0.61
4 600	3.02	3.50	3.98	4.56	5.14	5.70	6.25	6.78	8.00	9.23	9.85	10.51	0.08	0.34	0.55	0.64
4 800	3.09	3.59	4.08	4.69	5.28	5.85	6.41	6.96	8.20	9.43	10.05	10.70	0.08	0.35	0.57	0.67
5 000	3.16	3.68	4.18	4.80	5.41	5.99	6.56	7.12	8.38	9.61	10.22	10.87	0.08	0.36	0.59	0.69
5 200	3.23	3.76	4.28	4.91	5.53	6.13	6.71	7.27	8.54	9.77	10.38	11.01	0.09	0.38	0.62	0.72
5 400	3.30	3.84	4.37	5.02	5.64	6.25	6.84	7.41	8.68	9.91	10.50	11.11	0.09	0.39	0.64	0.75
5 600	3.36	3.91	4.45	5.11	5.75	6.37	6.97	7.54	8.81	10.03	10.60	11.19	0.09	0.41	0.67	0.78
5 800	3.41	3.98	4.53	5.20	5.85	6.48	7.08	7.65	8.93	10.12	10.68	11.24	0.10	0.42	0.69	0.80
6 000	3.46	4.04	4.60	5.28	5.94	6.57	7.18	7.76	9.02	10.19	10.73	–	0.10	0.44	0.71	0.83
6 200	3.51	4.09	4.67	5.36	6.02	6.66	7.27	7.85	9.10	10.24	–	–	0.10	0.45	0.74	0.86
6 400	3.55	4.15	4.73	5.43	6.10	6.74	7.35	7.92	9.16	10.26	–	–	0.11	0.47	0.76	0.89
6 600	3.58	4.19	4.78	5.49	6.16	6.80	7.41	7.98	9.20	–	–	–	0.11	0.48	0.79	0.91
6 800	3.62	4.23	4.83	5.54	6.22	6.86	7.47	8.03	9.22	–	–	–	0.11	0.50	0.81	0.94
7 000	3.64	4.27	4.87	5.58	6.26	6.91	7.51	8.07	9.22	–	–	–	0.12	0.51	0.83	0.97
7 200	3.67	4.29	4.90	5.62	6.30	6.94	7.54	8.09	–	–	–	–	0.12	0.52	0.86	1.00
7 400	3.68	4.32	4.93	5.65	6.33	6.96	7.55	8.09	–	–	–	–	0.12	0.54	0.88	1.03
7 600	3.69	4.33	4.94	5.67	6.35	6.98	7.55	–	–	–	–	–	0.13	0.55	0.90	1.05
7 800	3.70	4.34	4.96	5.68	6.35	–	–	–	–	–	–	–	0.13	0.57	0.93	1.08
8 000	3.70	4.35	4.96	5.68	–	–	–	–	–	–	–	–	0.13	0.58	0.95	1.11

For speeds exceeding 33 m/s, SKF recommends to use dynamically balanced pulleys made of steel.

Power ratings

Section SPB-XP2

Table 8

Faster shaft speed	Rated power per belt for small pulley pitch diameter [mm]													Additional power per belt for speed ratio			
	140	150	160	170	180	190	200	212	224	236	250	280	315	1.00 to 1.05	1.06 to 1.24	1.25 to 1.59	> 1.59
	r/min	kW													kW		
100	0.76	0.86	0.95	1.05	1.15	1.25	1.34	1.46	1.58	1.69	1.83	2.11	2.44	0.01	0.04	0.07	0.08
200	1.39	1.58	1.76	1.95	2.14	2.32	2.51	2.73	2.95	3.17	3.43	3.98	4.61	0.02	0.08	0.14	0.16
300	1.97	2.24	2.52	2.79	3.07	3.34	3.61	3.93	4.25	4.58	4.95	5.74	6.66	0.03	0.12	0.21	0.24
400	2.52	2.88	3.24	3.60	3.95	4.31	4.66	5.08	5.50	5.92	6.41	7.45	8.65	0.04	0.17	0.27	0.32
500	3.04	3.49	3.93	4.37	4.81	5.24	5.68	6.20	6.72	7.23	7.83	9.10	10.57	0.05	0.21	0.34	0.41
600	3.55	4.08	4.60	5.12	5.64	6.15	6.67	7.28	7.90	8.50	9.21	10.71	12.45	0.06	0.25	0.41	0.49
700	4.04	4.65	5.25	5.85	6.45	7.04	7.63	8.34	9.05	9.75	10.56	12.29	14.28	0.07	0.29	0.48	0.57
720	4.14	4.76	5.38	5.99	6.61	7.22	7.83	8.55	9.27	9.99	10.83	12.60	14.65	0.07	0.30	0.49	0.58
800	4.52	5.20	5.88	6.56	7.24	7.91	8.58	9.38	10.17	10.96	11.88	13.83	16.08	0.07	0.33	0.55	0.65
900	4.98	5.74	6.50	7.26	8.01	8.76	9.50	10.39	11.28	12.16	13.17	15.34	17.83	0.08	0.37	0.62	0.73
960	5.25	6.06	6.87	7.67	8.47	9.26	10.05	10.99	11.93	12.86	13.94	16.23	18.87	0.09	0.40	0.66	0.78
1 000	5.43	6.27	7.11	7.94	8.77	9.59	10.41	11.39	12.36	13.32	14.44	16.82	19.55	0.09	0.41	0.69	0.81
1 100	5.87	6.79	7.70	8.61	9.51	10.41	11.30	12.36	13.42	14.47	15.69	18.27	21.23	0.10	0.46	0.76	0.89
1 200	6.30	7.30	8.28	9.26	10.24	11.21	12.17	13.32	14.46	15.59	16.91	19.68	22.87	0.11	0.50	0.82	0.97
1 300	6.73	7.79	8.85	9.90	10.95	11.99	13.02	14.26	15.48	16.69	18.10	21.07	24.47	0.12	0.54	0.89	1.05
1 400	7.14	8.28	9.41	10.53	11.65	12.76	13.86	15.18	16.48	17.78	19.27	22.43	26.04	0.13	0.58	0.96	1.13
1 440	7.30	8.47	9.63	10.78	11.93	13.07	14.20	15.54	16.88	18.20	19.73	22.97	26.66	0.13	0.60	0.99	1.17
1 500	7.54	8.75	9.96	11.15	12.34	13.52	14.69	16.08	17.46	18.83	20.42	23.76	27.57	0.14	0.62	1.03	1.22
1 600	7.94	9.22	10.49	11.76	13.01	14.26	15.50	16.97	18.43	19.87	21.54	25.06	29.06	0.15	0.66	1.10	1.30
1 700	8.32	9.68	11.02	12.35	13.68	14.99	16.29	17.84	19.37	20.89	22.64	26.33	30.51	0.16	0.70	1.17	1.38
1 800	8.70	10.12	11.54	12.94	14.32	15.70	17.07	18.69	20.30	21.89	23.72	27.57	31.91	0.17	0.75	1.24	1.46
1 900	9.07	10.56	12.04	13.51	14.96	16.40	17.83	19.53	21.20	22.86	24.77	28.77	33.28	0.18	0.79	1.31	1.54
2 000	9.43	10.99	12.54	14.07	15.59	17.09	18.58	20.34	22.09	23.81	25.80	29.95	34.60	0.19	0.83	1.37	1.62
2 100	9.79	11.41	13.02	14.62	16.20	17.76	19.31	21.14	22.95	24.74	26.80	31.09	35.88	0.20	0.87	1.44	1.70
2 200	10.13	11.82	13.50	15.16	16.80	18.42	20.02	21.92	23.80	25.65	27.77	32.19	37.11	0.21	0.91	1.51	1.78
2 300	10.47	12.23	13.96	15.68	17.38	19.06	20.72	22.69	24.62	26.53	28.72	33.26	38.30	0.22	0.95	1.58	1.86
2 400	10.80	12.62	14.42	16.20	17.96	19.69	21.41	23.43	25.43	27.39	29.64	34.30	39.44	0.22	0.99	1.65	1.94
2 500	11.13	13.01	14.87	16.70	18.52	20.31	22.07	24.16	26.21	28.23	30.53	35.29	40.52	0.23	1.04	1.72	2.03
2 600	11.44	13.38	15.30	17.19	19.06	20.91	22.72	24.87	26.97	29.04	31.40	36.25	-	0.24	1.08	1.79	2.11
2 700	11.75	13.75	15.73	17.67	19.60	21.49	23.36	25.56	27.71	29.83	32.23	37.18	-	0.25	1.12	1.86	2.19
2 800	12.05	14.11	16.14	18.14	20.12	22.06	23.97	26.22	28.43	30.59	33.04	38.06	-	0.26	1.16	1.92	2.27
2 880	12.28	14.39	16.46	18.51	20.52	22.50	24.45	26.74	28.99	31.18	33.66	-	-	0.27	1.19	1.98	2.33
2 900	12.34	14.46	16.54	18.60	20.62	22.61	24.57	26.87	29.12	31.32	33.82	-	-	0.27	1.20	1.99	2.35
3 000	12.62	14.80	16.94	19.05	21.12	23.15	25.15	27.50	29.79	32.03	34.56	-	-	0.28	1.24	2.06	2.43
3 100	12.90	15.13	17.32	19.48	21.60	23.67	25.71	28.11	30.44	32.71	35.27	-	-	0.29	1.29	2.13	2.51
3 200	13.17	15.45	17.69	19.90	22.06	24.18	26.26	28.69	31.06	33.36	-	-	-	0.30	1.33	2.20	2.59
3 300	13.43	15.76	18.05	20.30	22.51	24.67	26.78	29.26	31.66	33.99	-	-	-	0.31	1.37	2.27	2.67
3 400	13.68	16.06	18.40	20.70	22.95	25.14	27.29	29.80	32.23	-	-	-	-	0.32	1.41	2.34	2.75
3 500	13.92	16.36	18.74	21.08	23.37	25.60	27.78	30.32	32.78	-	-	-	-	0.33	1.45	2.41	2.84
3 600	14.15	16.64	19.07	21.45	23.77	26.04	28.25	30.82	-	-	-	-	-	0.34	1.49	2.47	2.92
3 700	14.38	16.91	19.39	21.80	24.16	26.46	28.69	31.29	-	-	-	-	-	0.35	1.53	2.54	3.00
3 800	14.60	17.17	19.69	22.14	24.54	26.86	29.12	-	-	-	-	-	-	0.36	1.58	2.61	3.08
3 900	14.81	17.43	19.98	22.47	24.89	27.25	29.53	-	-	-	-	-	-	0.37	1.62	2.68	3.16
4 000	15.01	17.67	20.26	22.79	25.24	27.61	-	-	-	-	-	-	-	0.37	1.66	2.75	3.24
4 100	15.20	17.90	20.53	23.08	25.56	27.96	-	-	-	-	-	-	-	0.38	1.70	2.82	3.32
4 200	15.38	18.12	20.78	23.37	25.87	-	-	-	-	-	-	-	-	0.39	1.74	2.89	3.40
4 300	15.55	18.33	21.03	23.64	26.16	-	-	-	-	-	-	-	-	0.40	1.78	2.95	3.48
4 400	15.72	18.53	21.26	23.89	-	-	-	-	-	-	-	-	-	0.41	1.82	3.02	3.57
4 500	15.87	18.72	21.47	24.13	-	-	-	-	-	-	-	-	-	0.42	1.87	3.09	3.65
4 600	16.02	18.90	21.68	24.36	-	-	-	-	-	-	-	-	-	0.43	1.91	3.16	3.73
4 700	16.15	19.06	21.87	-	-	-	-	-	-	-	-	-	-	0.44	1.95	3.23	3.81
4 800	16.28	19.22	22.04	-	-	-	-	-	-	-	-	-	-	0.45	1.99	3.30	3.89
4 900	16.39	19.36	-	-	-	-	-	-	-	-	-	-	-	0.46	2.03	3.37	3.97
5 000	16.50	19.49	-	-	-	-	-	-	-	-	-	-	-	0.47	2.07	3.44	4.05
5 100	16.60	19.61	-	-	-	-	-	-	-	-	-	-	-	0.48	2.11	3.50	4.13
5 200	16.68	19.71	-	-	-	-	-	-	-	-	-	-	-	0.49	2.16	3.57	4.21
5 300	16.76	-	-	-	-	-	-	-	-	-	-	-	-	0.50	2.20	3.64	4.29
5 400	16.82	-	-	-	-	-	-	-	-	-	-	-	-	0.51	2.24	3.71	4.38
5 500	16.88	-	-	-	-	-	-	-	-	-	-	-	-	0.51	2.28	3.78	4.46

For speeds exceeding 33 m/s, SKF recommends to use dynamically balanced pulleys made of steel.

Power ratings

Section SPC-XP2

Table 9

Faster shaft speed	Rated power per belt for small pulley pitch diameter [mm]																Additional power per belt for speed ratio				
	224	236	250	265	280	300	315	335	355	375	400	425	450	475	500	530	560	1.00 to 1.05	1.06 to 1.24	1.25 to 1.59	> 1.59
r/min	kW																kW				
100	2.21	2.42	2.67	2.94	3.20	3.55	3.81	4.15	4.50	4.84	5.27	5.69	6.12	6.54	6.96	7.46	7.96	0.03	0.12	0.22	0.28
200	4.01	4.42	4.89	5.39	5.89	6.55	7.04	7.70	8.35	9.00	9.81	10.62	11.42	12.22	13.01	13.96	14.91	0.05	0.25	0.44	0.55
300	5.65	6.24	6.92	7.65	8.38	9.34	10.06	11.01	11.96	12.90	14.07	15.24	16.40	17.55	18.70	20.07	21.43	0.08	0.37	0.66	0.83
400	7.19	7.96	8.85	9.79	10.73	11.98	12.92	14.15	15.38	16.61	18.13	19.64	21.14	22.63	24.11	25.88	27.64	0.11	0.49	0.88	1.10
500	8.65	9.59	10.67	11.83	12.99	14.52	15.66	17.17	18.67	20.16	22.02	23.86	25.68	27.50	29.30	31.44	33.57	0.13	0.62	1.09	1.38
600	10.04	11.14	12.43	13.79	15.15	16.95	18.29	20.07	21.83	23.59	25.76	27.92	30.05	32.17	34.28	36.78	39.25	0.16	0.74	1.31	1.65
700	11.37	12.64	14.11	15.68	17.24	19.30	20.83	22.87	24.89	26.89	29.37	31.82	34.26	36.66	39.05	41.88	44.67	0.19	0.86	1.53	1.93
720	11.63	12.93	14.44	16.05	17.64	19.76	21.33	23.42	25.48	27.53	30.07	32.59	35.08	37.54	39.98	42.87	45.72	0.19	0.89	1.58	1.98
800	12.65	14.07	15.73	17.50	19.25	21.56	23.29	25.57	27.83	30.07	32.84	35.58	38.29	40.97	43.61	46.74	49.83	0.21	0.98	1.75	2.20
900	13.87	15.46	17.30	19.25	21.19	23.75	25.66	28.17	30.67	33.13	36.18	39.19	42.15	45.08	47.96	51.37	54.71	0.24	1.11	1.97	2.48
960	14.59	16.26	18.21	20.27	22.32	25.03	27.04	29.69	32.32	34.92	38.12	41.28	44.39	47.46	50.47	54.02	57.50	0.26	1.18	2.10	2.64
1 000	15.05	16.79	18.80	20.94	23.06	25.86	27.94	30.69	33.40	36.08	39.39	42.64	45.85	49.00	52.10	55.74	59.31	0.27	1.23	2.19	2.75
1 100	16.19	18.07	20.25	22.57	24.87	27.90	30.14	33.10	36.02	38.91	42.46	45.94	49.36	52.72	56.00	59.86	63.61	0.29	1.35	2.41	3.03
1 200	17.28	19.31	21.65	24.14	26.61	29.85	32.26	35.42	38.54	41.61	45.38	49.08	52.69	56.22	59.67	63.69	67.59	0.32	1.48	2.63	3.30
1 300	18.32	20.49	23.00	25.66	28.28	31.74	34.29	37.65	40.95	44.19	48.17	52.05	55.83	59.51	63.09	67.24	71.23	0.35	1.60	2.85	3.58
1 400	19.33	21.63	24.29	27.11	29.89	33.54	36.24	39.77	43.24	46.65	50.80	54.84	58.76	62.57	66.24	70.48	74.53	0.37	1.72	3.06	3.85
1 440	19.72	22.07	24.79	27.67	30.51	34.24	36.99	40.60	44.13	47.59	51.81	55.91	59.88	63.72	67.43	71.69	75.75	0.38	1.77	3.15	3.96
1 500	20.29	22.72	25.53	28.50	31.42	35.26	38.09	41.80	45.42	48.97	53.28	57.45	61.49	65.38	69.12	73.40	-	0.40	1.85	3.28	4.13
1 600	21.20	23.76	26.71	29.83	32.89	36.91	39.86	43.71	47.48	51.15	55.59	59.88	64.00	67.94	71.71	-	-	0.43	1.97	3.50	4.40
1 700	22.08	24.76	27.84	31.09	34.29	38.47	41.53	45.52	49.41	53.18	57.74	62.10	66.28	-	-	-	-	0.45	2.09	3.72	4.68
1 800	22.90	25.70	28.91	32.29	35.61	39.94	43.11	47.22	51.21	55.07	59.71	64.13	-	-	-	-	-	0.48	2.22	3.94	4.95
1 900	23.69	26.59	29.93	33.43	36.86	41.32	44.58	48.80	52.88	56.81	61.50	-	-	-	-	-	-	0.51	2.34	4.16	5.23
2 000	24.42	27.43	30.88	34.50	38.04	42.62	45.96	50.27	54.41	58.38	63.10	-	-	-	-	-	-	0.53	2.46	4.38	5.50
2 100	25.12	28.22	31.78	35.50	39.13	43.82	47.23	51.61	55.80	59.79	-	-	-	-	-	-	-	0.56	2.58	4.60	5.78
2 200	25.76	28.96	32.61	36.43	40.14	44.93	48.39	52.82	57.04	-	-	-	-	-	-	-	-	0.59	2.71	4.82	6.05
2 300	26.35	29.64	33.38	37.29	41.07	45.93	49.43	53.90	-	-	-	-	-	-	-	-	-	0.61	2.83	5.03	6.33
2 400	26.90	30.27	34.09	38.07	41.92	46.84	50.37	-	-	-	-	-	-	-	-	-	-	0.64	2.95	5.25	6.60
2 500	27.40	30.83	34.73	38.78	42.68	47.64	51.18	-	-	-	-	-	-	-	-	-	-	0.66	3.08	5.47	6.88
2 600	27.84	31.34	35.31	39.41	43.34	48.33	-	-	-	-	-	-	-	-	-	-	-	0.69	3.20	5.69	7.15
2 700	28.23	31.79	35.81	39.96	43.92	-	-	-	-	-	-	-	-	-	-	-	-	0.72	3.32	5.91	7.43
2 800	28.57	32.18	36.25	40.42	44.40	-	-	-	-	-	-	-	-	-	-	-	-	0.74	3.45	6.13	7.71
2 900	28.85	32.51	36.61	40.80	-	-	-	-	-	-	-	-	-	-	-	-	-	0.77	3.57	6.35	7.98
3 000	29.08	32.77	36.90	-	-	-	-	-	-	-	-	-	-	-	-	-	-	0.80	3.69	6.57	8.26
3 100	29.25	32.97	37.11	-	-	-	-	-	-	-	-	-	-	-	-	-	-	0.82	3.82	6.79	8.53
3 200	29.36	33.09	-	-	-	-	-	-	-	-	-	-	-	-	-	-	-	0.85	3.94	7.01	8.81
3 300	29.41	33.15	-	-	-	-	-	-	-	-	-	-	-	-	-	-	-	0.88	4.06	7.22	9.08

For speeds exceeding 33 m/s, SKF recommends to use dynamically balanced pulleys made of steel.

Power ratings

Section 3V-XP2

Table 10

Faster shaft speed	Rated power per belt for small pulley outside diameter [mm]													Additional power per belt for speed ratio			
	inch	2.65	2.80	3.00	3.15	3.35	3.65	4.12	4.50	4.75	5.00	5.30	5.60	1.00 to	1.06 to	1.25 to	> 1.59
	mm	67	71	76	80	85	93	105	114	121	127	135	142	1.05	1.24	1.59	
r/min	kW													kW			
100	0.13	0.14	0.16	0.18	0.19	0.22	0.27	0.30	0.33	0.35	0.38	0.40	0.00	0.01	0.01	0.01	
500	0.51	0.58	0.67	0.73	0.81	0.94	1.14	1.30	1.40	1.51	1.63	1.75	0.01	0.04	0.06	0.07	
720	0.70	0.79	0.91	1.00	1.12	1.30	1.58	1.80	1.94	2.09	2.26	2.43	0.01	0.05	0.09	0.10	
800	0.76	0.86	1.00	1.10	1.23	1.42	1.73	1.97	2.13	2.29	2.48	2.67	0.01	0.06	0.10	0.11	
900	0.84	0.95	1.10	1.21	1.36	1.58	1.92	2.19	2.37	2.55	2.76	2.97	0.01	0.07	0.11	0.12	
960	0.89	1.00	1.16	1.28	1.43	1.67	2.03	2.32	2.51	2.69	2.92	3.14	0.02	0.07	0.11	0.13	
1 000	0.92	1.04	1.21	1.33	1.49	1.73	2.10	2.40	2.60	2.79	3.03	3.26	0.02	0.07	0.12	0.14	
1 100	0.99	1.12	1.31	1.44	1.61	1.88	2.29	2.61	2.83	3.04	3.29	3.54	0.02	0.08	0.13	0.15	
1 200	1.07	1.21	1.41	1.55	1.74	2.02	2.47	2.82	3.05	3.28	3.55	3.82	0.02	0.09	0.14	0.17	
1 300	1.14	1.29	1.50	1.66	1.86	2.17	2.64	3.02	3.27	3.52	3.81	4.10	0.02	0.09	0.15	0.18	
1 400	1.21	1.37	1.60	1.76	1.98	2.31	2.82	3.22	3.49	3.75	4.06	4.37	0.02	0.10	0.17	0.19	
1 440	1.24	1.40	1.64	1.81	2.03	2.37	2.89	3.30	3.57	3.84	4.16	4.48	0.02	0.10	0.17	0.20	
1 500	1.28	1.45	1.69	1.87	2.10	2.45	2.99	3.42	3.70	3.98	4.31	4.64	0.02	0.11	0.18	0.21	
1 600	1.35	1.53	1.79	1.97	2.22	2.59	3.16	3.62	3.91	4.21	4.56	4.91	0.03	0.12	0.19	0.22	
1 700	1.41	1.61	1.88	2.07	2.33	2.73	3.33	3.81	4.12	4.43	4.80	5.17	0.03	0.12	0.20	0.24	
1 800	1.48	1.68	1.97	2.17	2.45	2.86	3.49	4.00	4.33	4.65	5.04	5.42	0.03	0.13	0.21	0.25	
1 900	1.54	1.76	2.06	2.27	2.56	2.99	3.65	4.18	4.53	4.87	5.27	5.67	0.03	0.14	0.23	0.26	
2 000	1.61	1.83	2.14	2.37	2.67	3.12	3.82	4.37	4.73	5.08	5.50	5.92	0.03	0.15	0.24	0.28	
2 100	1.67	1.90	2.23	2.47	2.78	3.25	3.97	4.55	4.92	5.29	5.73	6.16	0.03	0.15	0.25	0.29	
2 200	1.73	1.97	2.31	2.56	2.88	3.38	4.13	4.73	5.11	5.50	5.95	6.40	0.04	0.16	0.26	0.30	
2 300	1.79	2.04	2.40	2.65	2.99	3.50	4.28	4.90	5.30	5.70	6.17	6.64	0.04	0.17	0.27	0.32	
2 400	1.85	2.11	2.48	2.75	3.09	3.63	4.43	5.08	5.49	5.90	6.39	6.87	0.04	0.17	0.29	0.33	
2 500	1.91	2.18	2.56	2.84	3.20	3.75	4.58	5.25	5.67	6.10	6.60	7.09	0.04	0.18	0.30	0.35	
2 600	1.96	2.25	2.64	2.93	3.30	3.87	4.73	5.41	5.85	6.29	6.81	7.31	0.04	0.19	0.31	0.36	
2 700	2.02	2.31	2.72	3.01	3.40	3.98	4.87	5.58	6.03	6.48	7.01	7.53	0.04	0.20	0.32	0.37	
2 800	2.08	2.38	2.80	3.10	3.50	4.10	5.02	5.74	6.21	6.66	7.21	7.74	0.05	0.20	0.33	0.39	
2 880	2.12	2.43	2.86	3.17	3.57	4.19	5.13	5.87	6.34	6.81	7.36	7.90	0.05	0.21	0.34	0.40	
2 900	2.13	2.44	2.87	3.19	3.59	4.21	5.16	5.90	6.38	6.85	7.40	7.94	0.05	0.21	0.34	0.40	
3 000	2.18	2.50	2.95	3.27	3.69	4.33	5.29	6.05	6.54	7.02	7.59	8.14	0.05	0.22	0.36	0.42	
3 100	2.23	2.56	3.02	3.35	3.78	4.44	5.43	6.21	6.71	7.20	7.78	8.34	0.05	0.23	0.37	0.43	
3 200	2.29	2.62	3.09	3.43	3.88	4.55	5.56	6.36	6.87	7.37	7.96	8.53	0.05	0.23	0.38	0.44	
3 300	2.34	2.68	3.16	3.51	3.97	4.65	5.69	6.50	7.02	7.53	8.13	8.72	0.05	0.24	0.39	0.46	
3 400	2.39	2.74	3.23	3.59	4.06	4.76	5.82	6.65	7.18	7.70	8.31	8.90	0.06	0.25	0.40	0.47	
3 500	2.43	2.80	3.30	3.67	4.14	4.86	5.94	6.79	7.33	7.86	8.47	9.07	0.06	0.25	0.42	0.49	
3 600	2.48	2.85	3.37	3.74	4.23	4.96	6.07	6.92	7.47	8.01	8.63	9.24	0.06	0.26	0.43	0.50	
3 700	2.53	2.91	3.44	3.82	4.31	5.06	6.19	7.06	7.62	8.16	8.79	9.40	0.06	0.27	0.44	0.51	
3 800	2.57	2.96	3.50	3.89	4.40	5.16	6.30	7.19	7.75	8.30	8.94	9.56	0.06	0.28	0.45	0.53	
3 900	2.62	3.02	3.57	3.96	4.48	5.26	6.42	7.32	7.89	8.45	9.09	9.71	0.06	0.28	0.46	0.54	
4 000	2.66	3.07	3.63	4.03	4.56	5.35	6.53	7.44	8.02	8.58	9.23	9.85	0.07	0.29	0.48	0.55	
4 200	2.75	3.17	3.75	4.17	4.71	5.53	6.74	7.68	8.27	8.84	9.50	10.13	0.07	0.31	0.50	0.58	
4 400	2.83	3.26	3.87	4.30	4.86	5.70	6.95	7.90	8.50	9.08	9.75	10.37	0.07	0.32	0.52	0.61	
4 600	2.91	3.36	3.98	4.42	5.00	5.87	7.14	8.11	8.72	9.30	9.97	10.59	0.08	0.34	0.55	0.64	
4 800	2.98	3.44	4.08	4.54	5.14	6.02	7.32	8.31	8.92	9.51	10.17	10.79	0.08	0.35	0.57	0.67	
5 000	3.05	3.53	4.18	4.66	5.26	6.17	7.49	8.49	9.10	9.69	10.34	10.95	0.08	0.36	0.59	0.69	
5 200	3.11	3.60	4.28	4.76	5.38	6.31	7.65	8.65	9.26	9.85	10.49	11.08	0.09	0.38	0.62	0.72	
5 400	3.17	3.68	4.37	4.86	5.49	6.43	7.79	8.79	9.41	9.98	10.62	11.19	0.09	0.39	0.64	0.75	
5 600	3.23	3.74	4.45	4.96	5.60	6.55	7.92	8.92	9.53	10.10	10.71	11.26	0.09	0.41	0.67	0.78	
5 800	3.28	3.81	4.53	5.04	5.70	6.66	8.04	9.04	9.64	10.19	10.78	–	0.10	0.42	0.69	0.80	
6 000	3.33	3.87	4.60	5.12	5.79	6.76	8.14	9.13	9.72	10.26	10.83	–	0.10	0.44	0.71	0.83	
6 200	3.37	3.92	4.67	5.20	5.87	6.85	8.23	9.21	9.78	10.30	–	–	0.10	0.45	0.74	0.86	
6 400	3.41	3.97	4.73	5.26	5.94	6.92	8.30	9.26	9.82	10.32	–	–	0.11	0.47	0.76	0.89	
6 600	3.45	4.01	4.78	5.32	6.00	6.99	8.36	9.30	9.84	–	–	–	0.11	0.48	0.79	0.91	
6 800	3.48	4.05	4.83	5.37	6.06	7.05	8.40	9.32	–	–	–	–	0.11	0.50	0.81	0.94	
7 000	3.50	4.08	4.87	5.41	6.10	7.09	8.43	–	–	–	–	–	0.12	0.51	0.83	0.97	
7 200	3.52	4.11	4.90	5.45	6.14	7.13	8.44	–	–	–	–	–	0.12	0.52	0.86	1.00	
7 400	3.54	4.13	4.93	5.48	6.17	7.15	–	–	–	–	–	–	0.12	0.54	0.88	1.03	
7 600	3.55	4.14	4.94	5.50	6.19	7.16	–	–	–	–	–	–	0.13	0.55	0.90	1.05	
7 800	3.55	4.15	4.96	5.51	6.20	–	–	–	–	–	–	–	0.13	0.57	0.93	1.08	
8 000	–	4.16	4.96	5.51	–	–	–	–	–	–	–	–	0.13	0.58	0.95	1.11	

For speeds exceeding 33 m/s, SKF recommends to use dynamically balanced pulleys made of steel.

Power ratings

Section 5V-XP2

Table 11

Faster shaft speed	Rated power per belt for small pulley outside diameter [mm]														Additional power per belt for speed ratio			
	inch	7.10	7.50	8.00	8.50	9.00	9.25	9.75	10.30	10.90	11.80	12.50	13.20	14.00	1.00	1.06	1.25	> 1.59
	mm	180	191	203	216	229	235	248	262	277	300	318	335	356	to 1.05	to 1.24	to 1.59	
r/min	kW														kW			
100	1.08	1.18	1.30	1.42	1.55	1.61	1.73	1.86	2.01	2.23	2.39	2.56	2.75	0.01	0.04	0.07	0.09	
200	2.00	2.19	2.43	2.66	2.90	3.01	3.25	3.50	3.78	4.19	4.51	4.83	5.20	0.02	0.09	0.15	0.18	
300	2.86	3.14	3.49	3.83	4.17	4.34	4.68	5.05	5.46	6.06	6.53	6.99	7.52	0.03	0.13	0.22	0.28	
400	3.69	4.05	4.50	4.95	5.40	5.62	6.06	6.55	7.07	7.86	8.47	9.08	9.77	0.04	0.17	0.30	0.37	
500	4.49	4.93	5.48	6.03	6.58	6.86	7.40	8.00	8.64	9.61	10.36	11.10	11.94	0.05	0.21	0.37	0.46	
600	5.26	5.78	6.44	7.09	7.74	8.06	8.70	9.41	10.17	11.31	12.19	13.07	14.07	0.06	0.26	0.45	0.55	
700	6.01	6.61	7.37	8.12	8.86	9.24	9.98	10.79	11.67	12.98	13.99	15.00	16.14	0.07	0.30	0.52	0.64	
720	6.16	6.78	7.55	8.32	9.09	9.47	10.23	11.06	11.96	13.31	14.34	15.38	16.55	0.07	0.31	0.54	0.66	
800	6.74	7.43	8.28	9.13	9.97	10.39	11.22	12.14	13.13	14.61	15.75	16.88	18.16	0.08	0.34	0.60	0.73	
900	7.46	8.22	9.17	10.11	11.05	11.51	12.44	13.46	14.56	16.20	17.46	18.72	20.14	0.08	0.39	0.67	0.83	
960	7.88	8.69	9.69	10.69	11.69	12.18	13.16	14.24	15.41	17.14	18.48	19.80	21.31	0.09	0.41	0.72	0.88	
1 000	8.16	9.00	10.04	11.08	12.11	12.62	13.64	14.76	15.96	17.76	19.14	20.52	22.07	0.09	0.43	0.75	0.92	
1 100	8.85	9.76	10.90	12.03	13.15	13.70	14.81	16.03	17.34	19.29	20.79	22.28	23.96	0.10	0.47	0.82	1.01	
1 200	9.52	10.51	11.74	12.95	14.16	14.77	15.96	17.27	18.69	20.78	22.40	24.00	25.80	0.11	0.52	0.90	1.10	
1 300	10.18	11.24	12.56	13.87	15.16	15.81	17.09	18.49	20.01	22.25	23.97	25.68	27.60	0.12	0.56	0.97	1.19	
1 400	10.83	11.96	13.37	14.76	16.15	16.83	18.20	19.69	21.30	23.68	25.51	27.31	29.35	0.13	0.60	1.05	1.29	
1 440	11.09	12.25	13.69	15.12	16.53	17.24	18.64	20.16	21.81	24.24	26.11	27.96	30.04	0.14	0.62	1.08	1.32	
1 500	11.47	12.67	14.16	15.64	17.11	17.84	19.28	20.86	22.56	25.08	27.01	28.91	31.05	0.14	0.64	1.12	1.38	
1 600	12.09	13.36	14.94	16.50	18.05	18.82	20.35	22.01	23.80	26.45	28.47	30.46	32.70	0.15	0.69	1.20	1.47	
1 700	12.70	14.04	15.70	17.35	18.98	19.78	21.39	23.13	25.01	27.78	29.89	31.97	34.30	0.16	0.73	1.27	1.56	
1 800	13.30	14.71	16.45	18.18	19.88	20.73	22.41	24.23	26.19	29.08	31.28	33.44	35.85	0.17	0.77	1.34	1.65	
1 900	13.89	15.37	17.19	18.99	20.77	21.65	23.40	25.30	27.34	30.34	32.62	34.86	37.35	0.18	0.82	1.42	1.74	
2 000	14.47	16.01	17.91	19.79	21.64	22.56	24.38	26.35	28.46	31.57	33.92	36.23	38.79	0.19	0.86	1.49	1.84	
2 100	15.04	16.64	18.61	20.56	22.49	23.44	25.33	27.37	29.55	32.76	35.18	37.55	40.17	0.20	0.90	1.57	1.93	
2 200	15.59	17.25	19.30	21.32	23.32	24.30	26.25	28.36	30.61	33.91	36.40	38.82	41.50	0.21	0.95	1.64	2.02	
2 300	16.13	17.85	19.98	22.07	24.13	25.14	27.15	29.32	31.64	35.02	37.57	40.04	42.76	0.22	0.99	1.72	2.11	
2 400	16.66	18.44	20.64	22.79	24.92	25.96	28.03	30.26	32.64	36.10	38.69	41.20	-	0.23	1.03	1.79	2.20	
2 500	17.18	19.02	21.28	23.50	25.69	26.76	28.88	31.17	33.60	37.13	39.77	-	-	0.24	1.07	1.87	2.30	
2 600	17.69	19.58	21.91	24.19	26.43	27.54	29.71	32.05	34.53	38.12	-	-	-	0.24	1.12	1.94	2.39	
2 700	18.18	20.13	22.52	24.86	27.16	28.29	30.51	32.90	35.43	39.07	-	-	-	0.25	1.16	2.02	2.48	
2 800	18.67	20.66	23.12	25.52	27.86	29.02	31.29	33.71	36.28	-	-	-	-	0.26	1.20	2.09	2.57	
2 880	19.04	21.08	23.58	26.02	28.41	29.58	31.89	34.35	36.94	-	-	-	-	0.27	1.24	2.15	2.64	
2 900	19.14	21.18	23.69	26.15	28.55	29.72	32.03	34.50	37.11	-	-	-	-	0.27	1.25	2.17	2.66	
3 000	19.60	21.69	24.26	26.76	29.21	30.40	32.75	35.26	-	-	-	-	-	0.28	1.29	2.24	2.75	
3 100	20.04	22.18	24.80	27.36	29.84	31.06	33.44	35.98	-	-	-	-	-	0.29	1.33	2.32	2.85	
3 200	20.47	22.66	25.33	27.93	30.46	31.69	34.10	-	-	-	-	-	-	0.30	1.38	2.39	2.94	
3 300	20.89	23.12	25.84	28.48	31.05	32.30	34.74	-	-	-	-	-	-	0.31	1.42	2.46	3.03	
3 400	21.30	23.57	26.33	29.01	31.61	32.88	-	-	-	-	-	-	-	0.32	1.46	2.54	3.12	
3 500	21.69	24.00	26.81	29.52	32.15	-	-	-	-	-	-	-	-	0.33	1.50	2.61	3.21	
3 600	22.07	24.41	27.26	30.01	-	-	-	-	-	-	-	-	-	0.34	1.55	2.69	3.31	
3 700	22.43	24.81	27.70	30.48	-	-	-	-	-	-	-	-	-	0.35	1.59	2.76	3.40	
3 800	22.78	25.19	28.11	30.92	-	-	-	-	-	-	-	-	-	0.36	1.63	2.84	3.49	
3 900	23.12	25.56	28.51	-	-	-	-	-	-	-	-	-	-	0.37	1.68	2.91	3.58	
4 000	23.44	25.91	28.89	-	-	-	-	-	-	-	-	-	-	0.38	1.72	2.99	3.67	
4 100	23.75	26.24	-	-	-	-	-	-	-	-	-	-	-	0.39	1.76	3.06	3.76	
4 200	24.04	26.56	-	-	-	-	-	-	-	-	-	-	-	0.40	1.80	3.14	3.86	
4 300	24.31	26.85	-	-	-	-	-	-	-	-	-	-	-	0.40	1.85	3.21	3.95	
4 400	24.57	-	-	-	-	-	-	-	-	-	-	-	-	0.41	1.89	3.29	4.04	
4 500	24.82	-	-	-	-	-	-	-	-	-	-	-	-	0.42	1.93	3.36	4.13	

For speeds exceeding 33 m/s, SKF recommends to use dynamically balanced pulleys made of steel.

Power ratings

Section 8V-XP2

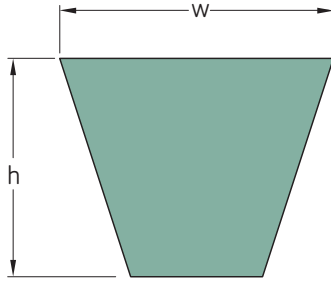
Table 12

Faster shaft speed	Rated power per belt for small pulley outside diameter [mm]												Additional power per belt for speed ratio			
	inch	12.50	13.20	14.00	15.00	16.00	17.00	18.00	19.00	20.00	21.20	22.40	1.00 to 1.05	1.06 to 1.24	1.25 to 1.59	> 1.59
	mm	318	335	356	381	406	432	457	483	508	538	569				
r/min	kW												kW			
100	4.65	5.09	5.59	6.21	6.83	7.45	8.07	8.68	9.29	10.02	10.75	0.04	0.20	0.34	0.41	
150	6.69	7.33	8.06	8.97	9.87	10.77	11.67	12.56	13.45	14.52	15.58	0.06	0.29	0.51	0.62	
200	8.63	9.47	10.43	11.62	12.80	13.97	15.14	16.31	17.47	18.86	20.24	0.09	0.39	0.67	0.82	
250	10.52	11.55	12.72	14.18	15.63	17.08	18.51	19.94	21.37	23.06	24.75	0.11	0.49	0.84	1.03	
300	12.34	13.56	14.95	16.67	18.39	20.09	21.79	23.47	25.15	27.15	29.13	0.13	0.59	1.01	1.23	
350	14.12	15.52	17.12	19.10	21.07	23.03	24.97	26.91	28.83	31.11	33.38	0.15	0.69	1.18	1.44	
400	15.85	17.43	19.23	21.47	23.69	25.89	28.08	30.25	32.40	34.97	37.51	0.17	0.79	1.35	1.64	
450	17.53	19.29	21.30	23.78	26.24	28.68	31.10	33.50	35.88	38.70	41.50	0.19	0.88	1.52	1.85	
500	19.18	21.11	23.31	26.03	28.72	31.39	34.04	36.65	39.25	42.32	45.36	0.22	0.98	1.69	2.05	
550	20.78	22.89	25.27	28.22	31.14	34.03	36.89	39.72	42.51	45.82	49.08	0.24	1.08	1.86	2.26	
600	22.35	24.61	27.18	30.36	33.50	36.60	39.66	42.68	45.66	49.19	52.65	0.26	1.18	2.02	2.46	
650	23.87	26.30	29.04	32.43	35.78	39.08	42.34	45.54	48.70	52.43	56.08	0.28	1.28	2.19	2.67	
700	25.36	27.94	30.85	34.45	38.00	41.49	44.92	48.30	51.62	55.53	59.34	0.30	1.37	2.36	2.88	
750	26.80	29.53	32.61	36.41	40.14	43.81	47.42	50.95	54.42	58.49	62.44	0.32	1.47	2.53	3.08	
800	28.21	31.08	34.32	38.30	42.22	46.05	49.81	53.49	57.09	61.30	65.37	0.35	1.57	2.70	3.29	
850	29.57	32.58	35.97	40.13	44.21	48.21	52.11	55.92	59.63	63.95	68.12	0.37	1.67	2.87	3.49	
900	30.89	34.03	37.57	41.90	46.13	50.27	54.30	58.22	62.03	66.44	70.68	0.39	1.77	3.04	3.70	
950	32.17	35.43	39.11	43.60	47.98	52.24	56.38	60.39	64.28	68.76	73.04	0.41	1.86	3.21	3.90	
1 000	33.40	36.79	40.59	45.22	49.73	54.11	58.35	62.44	66.38	70.91	75.20	0.43	1.96	3.37	4.11	
1 050	34.59	38.09	42.01	46.78	51.41	55.88	60.20	64.35	68.33	72.87	77.14	0.45	2.06	3.54	4.31	
1 100	35.73	39.33	43.36	48.26	52.99	57.55	61.93	66.12	70.11	74.64	78.86	0.48	2.16	3.71	4.52	
1 150	36.82	40.53	44.66	49.66	54.48	59.11	63.53	67.74	71.73	76.21	80.35	0.50	2.26	3.88	4.72	
1 200	37.86	41.66	45.89	50.99	55.88	60.56	65.01	69.21	73.17	77.58	81.60	0.52	2.36	4.05	4.93	
1 250	38.86	42.74	47.05	52.23	57.18	61.89	66.35	70.53	74.44	78.74	82.60	0.54	2.45	4.22	5.13	
1 300	39.80	43.76	48.14	53.39	58.39	63.11	67.55	71.69	75.51	79.67	83.34	0.56	2.55	4.39	5.34	
1 350	40.69	44.72	49.16	54.47	59.49	64.20	68.61	72.67	76.40	80.38	83.82	0.58	2.65	4.56	5.55	
1 400	41.53	45.61	50.11	55.45	60.48	65.17	69.52	73.49	77.08	80.85	84.02	0.61	2.75	4.72	5.75	
1 440	42.16	46.28	50.81	56.17	61.20	65.86	70.14	74.02	77.48	81.06	-	0.63	2.85	4.89	5.96	
1 500	43.03	47.21	51.77	57.15	62.14	66.72	70.88	74.59	77.83	-	-	0.65	2.94	5.06	6.16	
1 550	43.70	47.91	52.49	57.85	62.79	67.29	71.32	74.85	77.87	-	-	0.67	3.04	5.23	6.37	
1 600	44.31	48.54	53.12	58.46	63.33	67.72	71.59	74.93	-	-	-	0.69	3.14	5.40	6.57	
1 650	44.85	49.10	53.67	58.96	63.75	68.00	71.70	-	-	-	-	0.71	3.24	5.57	6.78	
1 700	45.34	49.58	54.14	59.36	64.04	68.14	-	-	-	-	-	0.74	3.34	5.74	6.98	
1 750	45.76	49.99	54.51	59.66	64.20	-	-	-	-	-	-	0.76	3.44	5.91	7.19	
1 800	46.11	50.33	54.80	59.84	64.23	-	-	-	-	-	-	0.78	3.53	6.07	7.39	
1 850	46.40	50.58	54.99	59.91	-	-	-	-	-	-	-	0.80	3.63	6.24	7.60	
1 900	46.62	50.76	55.09	-	-	-	-	-	-	-	-	0.82	3.73	6.41	7.80	
1 950	46.76	50.86	55.10	-	-	-	-	-	-	-	-	0.84	3.83	6.58	8.01	
2 000	46.84	50.87	-	-	-	-	-	-	-	-	-	0.87	3.93	6.75	8.21	
2 050	46.85	-	-	-	-	-	-	-	-	-	-	0.89	4.02	6.92	8.42	

For speeds exceeding 33 m/s, SKF recommends to use dynamically balanced pulleys made of steel.

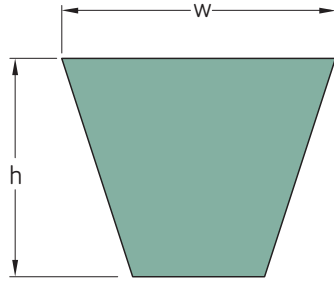
SKF Xtra Power wrapped wedge belts

Section SPZ-XP2 | SPA-XP2



Section	Dimensions Pitch length	w	h	Designation	Section	Dimensions Pitch length	w	h	Designation
-	mm	-	-	-	-	mm	-	-	-
SPZ	875	9,7	8	PHG SPZ875XP2	SPA	1 207	12,7	10	PHG SPA1207XP2
	1 202	9,7	8	PHG SPZ1202XP2		1 232	12,7	10	PHG SPA1232XP2
	1 212	9,7	8	PHG SPZ1212XP2		1 250	12,7	10	PHG SPA1250XP2
	1 237	9,7	8	PHG SPZ1237XP2		1 257	12,7	10	PHG SPA1257XP2
	1 250	9,7	8	PHG SPZ1250XP2		1 282	12,7	10	PHG SPA1282XP2
	1 262	9,7	8	PHG SPZ1262XP2		1 307	12,7	10	PHG SPA1307XP2
	1 287	9,7	8	PHG SPZ1287XP2		1 320	12,7	10	PHG SPA1320XP2
	1 312	9,7	8	PHG SPZ1312XP2		1 332	12,7	10	PHG SPA1332XP2
	1 320	9,7	8	PHG SPZ1320XP2		1 357	12,7	10	PHG SPA1357XP2
	1 337	9,7	8	PHG SPZ1337XP2		1 382	12,7	10	PHG SPA1382XP2
	1 362	9,7	8	PHG SPZ1362XP2		1 400	12,7	10	PHG SPA1400XP2
	1 387	9,7	8	PHG SPZ1387XP2		1 407	12,7	10	PHG SPA1407XP2
	1 400	9,7	8	PHG SPZ1400XP2		1 432	12,7	10	PHG SPA1432XP2
	1 412	9,7	8	PHG SPZ1412XP2		1 457	12,7	10	PHG SPA1457XP2
	1 437	9,7	8	PHG SPZ1437XP2		1 482	12,7	10	PHG SPA1482XP2
	1 462	9,7	8	PHG SPZ1462XP2		1 500	12,7	10	PHG SPA1500XP2
	1 487	9,7	8	PHG SPZ1487XP2		1 507	12,7	10	PHG SPA1507XP2
	1 500	9,7	8	PHG SPZ1500XP2		1 532	12,7	10	PHG SPA1532XP2
	1 512	9,7	8	PHG SPZ1512XP2		1 557	12,7	10	PHG SPA1557XP2
	1 537	9,7	8	PHG SPZ1537XP2		1 582	12,7	10	PHG SPA1582XP2
	1 562	9,7	8	PHG SPZ1562XP2		1 600	12,7	10	PHG SPA1600XP2
	1 587	9,7	8	PHG SPZ1587XP2		1 607	12,7	10	PHG SPA1607XP2
	1 600	9,7	8	PHG SPZ1600XP2		1 632	12,7	10	PHG SPA1632XP2
	1 612	9,7	8	PHG SPZ1612XP2		1 657	12,7	10	PHG SPA1657XP2
	1 637	9,7	8	PHG SPZ1637XP2		1 682	12,7	10	PHG SPA1682XP2
	1 650	9,7	8	PHG SPZ1650XP2		1 700	12,7	10	PHG SPA1700XP2
	1 662	9,7	8	PHG SPZ1662XP2		1 707	12,7	10	PHG SPA1707XP2
	1 687	9,7	8	PHG SPZ1687XP2		1 732	12,7	10	PHG SPA1732XP2
	1 700	9,7	8	PHG SPZ1700XP2		1 757	12,7	10	PHG SPA1757XP2
	1 737	9,7	8	PHG SPZ1737XP2		1 782	12,7	10	PHG SPA1782XP2
	1 762	9,7	8	PHG SPZ1762XP2		1 800	12,7	10	PHG SPA1800XP2
	1 787	9,7	8	PHG SPZ1787XP2		1 807	12,7	10	PHG SPA1807XP2
	1 800	9,7	8	PHG SPZ1800XP2		1 832	12,7	10	PHG SPA1832XP2
	1 837	9,7	8	PHG SPZ1837XP2		1 857	12,7	10	PHG SPA1857XP2
	1 862	9,7	8	PHG SPZ1862XP2		1 882	12,7	10	PHG SPA1882XP2
	1 887	9,7	8	PHG SPZ1887XP2		1 900	12,7	10	PHG SPA1900XP2
	1 900	9,7	8	PHG SPZ1900XP2		1 907	12,7	10	PHG SPA1907XP2
	1 937	9,7	8	PHG SPZ1937XP2		1 932	12,7	10	PHG SPA1932XP2
	1 987	9,7	8	PHG SPZ1987XP2		1 957	12,7	10	PHG SPA1957XP2
	2 000	9,7	8	PHG SPZ2000XP2		1 982	12,7	10	PHG SPA1982XP2
	2 037	9,7	8	PHG SPZ2037XP2		2 000	12,7	10	PHG SPA2000XP2
	2 120	9,7	8	PHG SPZ2120XP2		2 032	12,7	10	PHG SPA2032XP2
	2 137	9,7	8	PHG SPZ2137XP2		2 057	12,7	10	PHG SPA2057XP2
	2 187	9,7	8	PHG SPZ2187XP2		2 082	12,7	10	PHG SPA2082XP2
	2 240	9,7	8	PHG SPZ2240XP2		2 120	12,7	10	PHG SPA2120XP2
2 287	9,7	8	PHG SPZ2287XP2	2 132	12,7	10	PHG SPA2132XP2		
2 360	9,7	8	PHG SPZ2360XP2	2 182	12,7	10	PHG SPA2182XP2		
2 500	9,7	8	PHG SPZ2500XP2	2 207	12,7	10	PHG SPA2207XP2		
2 650	9,7	8	PHG SPZ2650XP2	2 232	12,7	10	PHG SPA2232XP2		
2 800	9,7	8	PHG SPZ2800XP2	2 240	12,7	10	PHG SPA2240XP2		
3 000	9,7	8	PHG SPZ3000XP2	2 282	12,7	10	PHG SPA2282XP2		
3 150	9,7	8	PHG SPZ3150XP2	2 300	12,7	10	PHG SPA2300XP2		
3 350	9,7	8	PHG SPZ3350XP2	2 307	12,7	10	PHG SPA2307XP2		
3 550	9,7	8	PHG SPZ3550XP2	2 332	12,7	10	PHG SPA2332XP2		
				2 360	12,7	10	PHG SPA2360XP2		
				2 382	12,7	10	PHG SPA2382XP2		

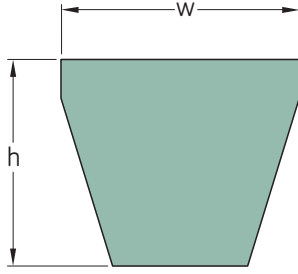
SKF Xtra Power wrapped wedge belts
 Section SPA-XP2 | SPB-XP2 | SPC-XP2



Section	Dimensions		Designation
	Pitch length		
	w	h	
	mm	mm	
SPA	2 432	12,7	PHG SPA2432XP2
	2 482	12,7	PHG SPA2482XP2
	2 500	12,7	PHG SPA2500XP2
	2 532	12,7	PHG SPA2532XP2
	2 582	12,7	PHG SPA2582XP2
	2 607	12,7	PHG SPA2607XP2
	2 632	12,7	PHG SPA2632XP2
	2 650	12,7	PHG SPA2650XP2
	2 682	12,7	PHG SPA2682XP2
	2 732	12,7	PHG SPA2732XP2
	2 782	12,7	PHG SPA2782XP2
	2 800	12,7	PHG SPA2800XP2
	2 832	12,7	PHG SPA2832XP2
	2 847	12,7	PHG SPA2847XP2
	2 882	12,7	PHG SPA2882XP2
2 932	12,7	PHG SPA2932XP2	
3 000	12,7	PHG SPA3000XP2	
3 032	12,7	PHG SPA3032XP2	
3 082	12,7	PHG SPA3082XP2	
3 150	12,7	PHG SPA3150XP2	
3 182	12,7	PHG SPA3182XP2	
3 282	12,7	PHG SPA3282XP2	
3 350	12,7	PHG SPA3350XP2	
3 382	12,7	PHG SPA3382XP2	
3 550	12,7	PHG SPA3550XP2	
3 750	12,7	PHG SPA3750XP2	
4 000	12,7	PHG SPA4000XP2	
SPB	1 250	16,3	PHG SPB1250XP2
	1 260	16,3	PHG SPB1260XP2
	1 270	16,3	PHG SPB1270XP2
	1 280	16,3	PHG SPB1280XP2
	1 320	16,3	PHG SPB1320XP2
	1 340	16,3	PHG SPB1340XP2
	1 400	16,3	PHG SPB1400XP2
	1 410	16,3	PHG SPB1410XP2
	1 450	16,3	PHG SPB1450XP2
	1 500	16,3	PHG SPB1500XP2
	1 525	16,3	PHG SPB1525XP2
	1 550	16,3	PHG SPB1550XP2
	1 590	16,3	PHG SPB1590XP2
	1 600	16,3	PHG SPB1600XP2
	1 650	16,3	PHG SPB1650XP2
	1 690	16,3	PHG SPB1690XP2
	1 700	16,3	PHG SPB1700XP2
	1 720	16,3	PHG SPB1720XP2
	1 750	16,3	PHG SPB1750XP2
	1 800	16,3	PHG SPB1800XP2
	1 850	16,3	PHG SPB1850XP2
	1 900	16,3	PHG SPB1900XP2
	1 950	16,3	PHG SPB1950XP2
	2 000	16,3	PHG SPB2000XP2
	2 020	16,3	PHG SPB2020XP2
	2 050	16,3	PHG SPB2050XP2
	2 060	16,3	PHG SPB2060XP2
	2 120	16,3	PHG SPB2120XP2
	2 150	16,3	PHG SPB2150XP2
	2 180	16,3	PHG SPB2180XP2
	2 200	16,3	PHG SPB2200XP2
	2 240	16,3	PHG SPB2240XP2
	2 280	16,3	PHG SPB2280XP2
	2 300	16,3	PHG SPB2300XP2
	2 360	16,3	PHG SPB2360XP2
	2 400	16,3	PHG SPB2400XP2
	2 410	16,3	PHG SPB2410XP2
	2 430	16,3	PHG SPB2430XP2
	2 500	16,3	PHG SPB2500XP2

Section	Dimensions		Designation
	Pitch length		
	w	h	
	mm	mm	
SPB	2 530	16,3	PHG SPB2530XP2
	2 580	16,3	PHG SPB2580XP2
	2 600	16,3	PHG SPB2600XP2
	2 650	16,3	PHG SPB2650XP2
	2 680	16,3	PHG SPB2680XP2
	2 700	16,3	PHG SPB2700XP2
	2 720	16,3	PHG SPB2720XP2
	2 750	16,3	PHG SPB2750XP2
	2 800	16,3	PHG SPB2800XP2
	2 840	16,3	PHG SPB2840XP2
	2 900	16,3	PHG SPB2900XP2
	2 990	16,3	PHG SPB2990XP2
	3 000	16,3	PHG SPB3000XP2
	3 070	16,3	PHG SPB3070XP2
	3 150	16,3	PHG SPB3150XP2
3 170	16,3	PHG SPB3170XP2	
3 200	16,3	PHG SPB3200XP2	
3 250	16,3	PHG SPB3250XP2	
3 350	16,3	PHG SPB3350XP2	
3 400	16,3	PHG SPB3400XP2	
3 450	16,3	PHG SPB3450XP2	
3 550	16,3	PHG SPB3550XP2	
3 650	16,3	PHG SPB3650XP2	
3 675	16,3	PHG SPB3675XP2	
3 750	16,3	PHG SPB3750XP2	
3 800	16,3	PHG SPB3800XP2	
3 870	16,3	PHG SPB3870XP2	
4 000	16,3	PHG SPB4000XP2	
4 060	16,3	PHG SPB4060XP2	
4 120	16,3	PHG SPB4120XP2	
4 250	16,3	PHG SPB4250XP2	
4 310	16,3	PHG SPB4310XP2	
4 370	16,3	PHG SPB4370XP2	
4 500	16,3	PHG SPB4500XP2	
4 560	16,3	PHG SPB4560XP2	
4 620	16,3	PHG SPB4620XP2	
4 750	16,3	PHG SPB4750XP2	
4 820	16,3	PHG SPB4820XP2	
5 000	16,3	PHG SPB5000XP2	
5 070	16,3	PHG SPB5070XP2	
5 200	16,3	PHG SPB5200XP2	
5 300	16,3	PHG SPB5300XP2	
5 380	16,3	PHG SPB5380XP2	
5 600	16,3	PHG SPB5600XP2	
6 000	16,3	PHG SPB6000XP2	
6 300	16,3	PHG SPB6300XP2	
6 700	16,3	PHG SPB6700XP2	
7 100	16,3	PHG SPB7100XP2	
7 500	16,3	PHG SPB7500XP2	
8 000	16,3	PHG SPB8000XP2	
SPC	2 000	22	PHG SPC2000XP2
	2 120	22	PHG SPC2120XP2
	2 240	22	PHG SPC2240XP2
	2 240	22	PHG SPC2240XP2
	2 360	22	PHG SPC2360XP2
	2 500	22	PHG SPC2500XP2
	2 650	22	PHG SPC2650XP2
	2 800	22	PHG SPC2800XP2
	2 950	22	PHG SPC2950XP2
	3 000	22	PHG SPC3000XP2
	3 050	22	PHG SPC3050XP2
	3 100	22	PHG SPC3100XP2
	3 150	22	PHG SPC3150XP2
	3 350	22	PHG SPC3350XP2
	3 550	22	PHG SPC3550XP2
	3 750	22	PHG SPC3750XP2
	4 000	22	PHG SPC4000XP2
	4 100	22	PHG SPC4100XP2
	4 250	22	PHG SPC4250XP2
	4 380	22	PHG SPC4380XP2
	4 500	22	PHG SPC4500XP2
	4 750	22	PHG SPC4750XP2
	5 000	22	PHG SPC5000XP2
	5 300	22	PHG SPC5300XP2
	5 600	22	PHG SPC5600XP2
	5 750	22	PHG SPC5750XP2
	6 000	22	PHG SPC6000XP2
	6 300	22	PHG SPC6300XP2
	6 700	22	PHG SPC6700XP2
	7 100	22	PHG SPC7100XP2
7 500	22	PHG SPC7500XP2	
8 000	22	PHG SPC8000XP2	
8 500	22	PHG SPC8500XP2	
9 000	22	PHG SPC9000XP2	
9 500	22	PHG SPC9500XP2	
10 000	22	PHG SPC10000XP2	
11 200	22	PHG SPC11200XP2	
11 800	22	PHG SPC11800XP2	

SKF Xtra Power wrapped narrow wedge belts
3V-XP2 | 5V-XP2 | 8V-XP2



Section	Dimensions		w	h	Designation	Section	Dimensions		w	h	Designation
	Outside length						Outside length				
	mm	inch	-	-	-		mm	inch	-	-	-
3V	1 080	42.5	9	8	PHG 3V425XP2	8V	2 540	100.0	25	23	PHG 8V1000XP2
	1 207	47.5	9	8	PHG 3V475XP2		2 692	106.0	25	23	PHG 8V1060XP2
	1 270	50.0	9	8	PHG 3V500XP2		2 845	112.0	25	23	PHG 8V1120XP2
	1 346	53.0	9	8	PHG 3V530XP2		2 997	118.0	25	23	PHG 8V1180XP2
	1 422	56.0	9	8	PHG 3V560XP2		3 175	125.0	25	23	PHG 8V1250XP2
	1 524	60.0	9	8	PHG 3V600XP2		3 353	132.0	25	23	PHG 8V1320XP2
	1 600	63.0	9	8	PHG 3V630XP2		3 556	140.0	25	23	PHG 8V1400XP2
	1 702	67.0	9	8	PHG 3V670XP2		3 810	150.0	25	23	PHG 8V1500XP2
	1 803	71.0	9	8	PHG 3V710XP2		4 064	160.0	25	23	PHG 8V1600XP2
	1 905	75.0	9	8	PHG 3V750XP2		4 318	170.0	25	23	PHG 8V1700XP2
	2 032	80.0	9	8	PHG 3V800XP2		4 572	180.0	25	23	PHG 8V1800XP2
	2 159	85.0	9	8	PHG 3V850XP2		4 826	190.0	25	23	PHG 8V1900XP2
	2 286	90.0	9	8	PHG 3V900XP2		5 080	200.0	25	23	PHG 8V2000XP2
	2 413	95.0	9	8	PHG 3V950XP2		5 385	212.0	25	23	PHG 8V2120XP2
	2 540	100.0	9	8	PHG 3V1000XP2		5 690	224.0	25	23	PHG 8V2240XP2
	2 692	106.0	9	8	PHG 3V1060XP2		5 994	236.0	25	23	PHG 8V2360XP2
	2 845	112.0	9	8	PHG 3V1120XP2		6 350	250.0	25	23	PHG 8V2500XP2
	2 997	118.0	9	8	PHG 3V1180XP2		6 731	265.0	25	23	PHG 8V2650XP2
	3 175	125.0	9	8	PHG 3V1250XP2		7 112	280.0	25	23	PHG 8V2800XP2
	3 353	132.0	9	8	PHG 3V1320XP2		7 620	300.0	25	23	PHG 8V3000XP2
3 556	140.0	9	8	PHG 3V1400XP2	8 001	315.0	25	23	PHG 8V3150XP2		
5V	1 346	53.0	15	13	PHG 5V530XP2	8 509	335.0	25	23	PHG 8V3350XP2	
	1 422	56.0	15	13	PHG 5V560XP2	9 017	355.0	25	23	PHG 8V3550XP2	
	1 524	60.0	15	13	PHG 5V600XP2	9 525	375.0	25	23	PHG 8V3750XP2	
	1 600	63.0	15	13	PHG 5V630XP2	10 160	400.0	25	23	PHG 8V4000XP2	
	1 702	67.0	15	13	PHG 5V670XP2	10 795	425.0	25	23	PHG 8V4250XP2	
	1 803	71.0	15	13	PHG 5V710XP2	11 430	450.0	25	23	PHG 8V4500XP2	
	1 905	75.0	15	13	PHG 5V750XP2	12 065	475.0	25	23	PHG 8V4750XP2	
	2 032	80.0	15	13	PHG 5V800XP2	12 700	500.0	25	23	PHG 8V5000XP2	
	2 159	85.0	15	13	PHG 5V850XP2	13 081	515.0	25	23	PHG 8V5150XP2	
	2 286	90.0	15	13	PHG 5V900XP2	13 462	530.0	25	23	PHG 8V5300XP2	
	2 413	95.0	15	13	PHG 5V950XP2						
	2 540	100.0	15	13	PHG 5V1000XP2						
	2 692	106.0	15	13	PHG 5V1060XP2						
	2 845	112.0	15	13	PHG 5V1120XP2						
	2 997	118.0	15	13	PHG 5V1180XP2						
	3 175	125.0	15	13	PHG 5V1250XP2						
	3 353	132.0	15	13	PHG 5V1320XP2						
	3 556	140.0	15	13	PHG 5V1400XP2						
	3 810	150.0	15	13	PHG 5V1500XP2						
	4 064	160.0	15	13	PHG 5V1600XP2						
4 318	170.0	15	13	PHG 5V1700XP2							
4 572	180.0	15	13	PHG 5V1800XP2							
4 826	190.0	15	13	PHG 5V1900XP2							
5 080	200.0	15	13	PHG 5V2000XP2							
5 385	212.0	15	13	PHG 5V2120XP2							
5 690	224.0	15	13	PHG 5V2240XP2							
5 994	236.0	15	13	PHG 5V2360XP2							
6 350	250.0	15	13	PHG 5V2500XP2							
6 731	265.0	15	13	PHG 5V2650XP2							
7 112	280.0	15	13	PHG 5V2800XP2							
7 620	300.0	15	13	PHG 5V3000XP2							
8 001	315.0	15	13	PHG 5V3150XP2							

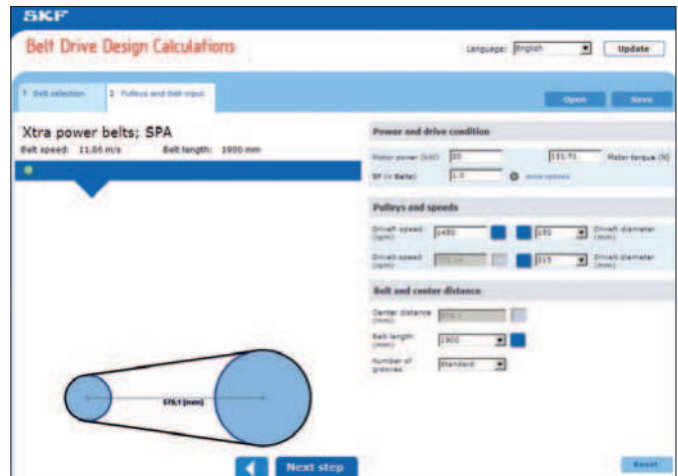
Design optimization

Belt drive calculation program

SKF has a calculation tool to help optimize your belt drive system. Using your data, the program will select the most efficient and economical solution for your application. The program can be found at www.skfptp.com, under belt drives.



Step 1. Choose your preferred belt type out of a comprehensive list of belt profiles to start the calculation.

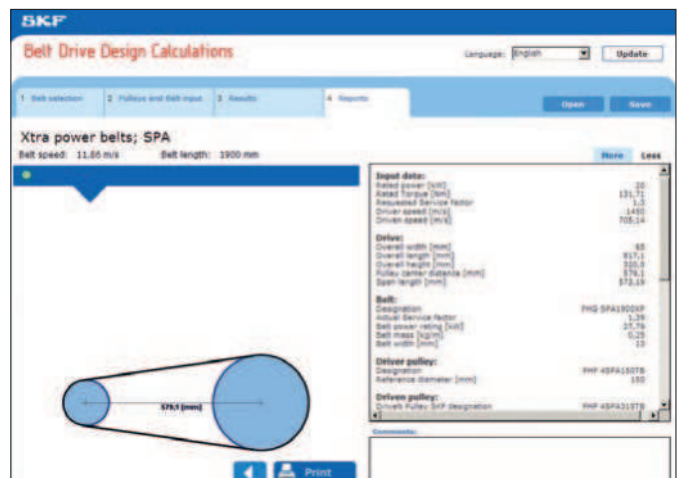


Step 2. Fill in basic application data, such as:

- Power and drive conditions
- Pulleys and speeds
- Belt and center distance



Based on your input, the system will provide recommendations for your application.



The program will provide a full report about your selection, that you can print and save as documentation.

Product solutions for belt drives

Users of power transmission components have access to a single product supply source. SKF has introduced a comprehensive range of power transmission products under its own recognized world brand. As these products need to work in harmony with bearing components and systems, the SKF product range has been designed specifically for products to be compatible with each other. This means that end users have global access to both bearings and power transmission components offering cost and time savings as well as improved solutions and service.

Pulleys

SKF Xtra Power Belts represent a new generation of belts to further extend the power transmission product assortment. Both pulleys and belts are used in belt drive applications where the design of the pulley needs to match the design of the belt. SKF offers a wide range of standard pulleys as well as special variants. They are manufactured according to the highest industry standards to meet your requirements.

- Pulleys are all statically balanced to provide true running tolerances at higher speeds.
- Dynamic balancing is available on request.
- Pulleys with an outside diameter less or equal 300 mm are boxed. Pulleys with an outside diameter greater than 300 mm or over 30 kg are on a wooden pallet.

Bushings

In addition to belts and pulleys, SKF also offers various bushings and hubs to supply a complete belt drive solution without compromises. Bushings and hubs are used to secure components such as pulleys, sprockets or couplings onto a shaft. SKF offers tapered, QD and FX keyless bushings as well as weld-on and bolt-on hubs.

Tapered bushings, the most common bushing type, are designed for quick, easy mounting and dismounting with basic (hand) tools. This results in minimum downtime every time they are fitted. The wide range of metric and imperial bore sizes enable you to eliminate time consuming machining of products.

Supported by the advanced logistics of the SKF supply chain, your solution can be delivered on time, every time.

For additional information about the complete SKF Power transmission product line, refer to our online catalogue at www.skfptp.com or contact SKF for a copy of our printed catalogue.



Belt tools



SKF Belt Frequency Meter PHL FM 10/400

The most accurate belt tension measurement method

Correct belt tension is crucial for the whole drive system, its service life and the service life of associated components such as bearings and seals. Therefore, it is important to get accurate and reliable results when measuring belt tension.

The SKF Belt Frequency Meter is one of the most accurate tools available for measuring belt tension. Readings are quick, reliable and, most importantly, repeatable. The tool is extremely easy to use and minimizes the risk of errors.

Wide range of applications

The SKF Belt Frequency Meter consists of a hand-held meter and an optical sensor, to provide contact-free belt tension measurements for most of the following belt types, even in a noisy environment:

- V-belts (wrapped, cogged raw edge, ribbed)
- Banded V-belts
- Timing belts

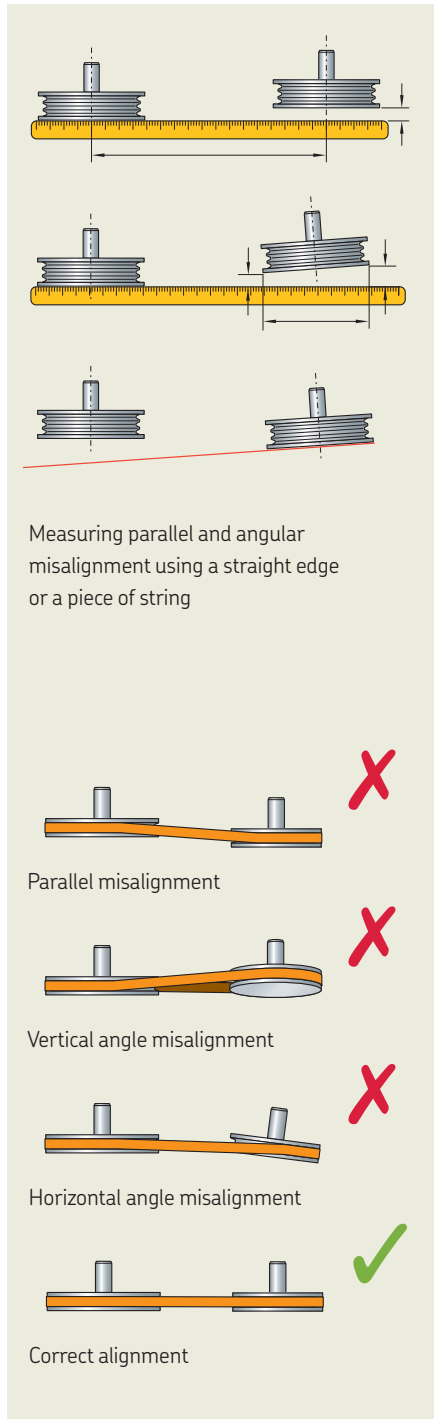
The SKF Belt Frequency Meter is capable of measuring belt vibration frequencies from 10 to 400 Hz. Based upon the measured belt frequency, the SKF Belt Frequency Meter calculates belt tensions up to 9 900 N (2 200 lbs.).

Easy and quick to use

- Simply key-in the span length and mass data. Data can also be saved and recalled for repeated use, if necessary.
- Aim sensor at centre of selected belt span and pluck or tap the belt.
- The display will show the measured frequency which can be toggled to either newton or pound force values.
- Readjust the belt tension, if necessary, and take another measurement.

SKF Belt Alignment Tools

One of the common reasons for unplanned downtime of belt-driven machinery is pulley misalignment. Pulley misalignment can increase wear on pulleys and belts as well as increasing the noise and vibration level, that can result in unplanned machinery downtime. Another side effect of increased vibration is premature bearing failure. This too can cause unplanned machinery downtime.



Traditional belt alignment methods

These methods are usually visual in combination with a straight edge and/or length of string. Although quick to perform, they are often inaccurate.

Laser belt alignment methods

Using a laser belt alignment tool is quicker and more accurate than traditional methods. Belt alignment tools can either align the pulley faces or the pulley grooves.

Accurate pulley and belt alignment can help you:


- Increase bearing life
- Increase machinery uptime, efficiency and productivity
- Reduce wear on pulleys and belts
- Reduce friction and thereby energy consumption
- Reduce noise and vibration
- Reduce costs of replacing components and machinery downtime



Belt-driven machinery downtime caused by misalignment is a thing of the past

SKF Belt Alignment Tools TKBA Series

SKF offers a range of three different belt alignment tools to enable accurate alignment for almost all applications. The tools are designed to be easy to use without any special training. The laser position indicates the nature of misalignment allowing easy and accurate adjustment.



Versatile tools for pulley and sprocket alignment

TKBA 10 and TKBA 20

The SKF TKBA 10 and TKBA 20 allow pulleys and sprockets to be aligned on the side face. The unit magnetically attaches to the inside or outside face of almost any belt pulley or chain sprocket and has no small parts or targets that can get lost. A laser line is projected from the transmitter unit to the reflector unit mounted on the opposite pulley. A reference line on the reflector unit directly indicates the offset and vertical angle misalignment. The reflected laser line shown on the transmitter unit shows the horizontal angle misalignment of all three.


- Powerful magnets allow fast and easy attachment
- Facilitates simultaneous adjustment of tension and alignment
- Can be used on almost all machines using V belts, banded belts, ribbed belts and most other belts as well as chain sprockets
- SKF TKBA 10 utilises a red laser and can be used for distances up to 3 m (10 ft)
- SKF TKBA 20 utilises a highly visible green laser and can be used for distances up to 6 m (20 ft). It can even be used outdoors in sunny conditions
- Sturdy aluminium housings help ensure assembly stability and accuracy during the alignment process

Highly accurate tool for V-belt pulley alignment

TKBA 40

The SKF TKBA 40 aligns V-belt pulleys in the grooves. V-guides and powerful magnets allow the TKBA 40 to be fitted in the grooves of the pulley. With only two components, a laser-emitting unit and a receiver unit, the belt alignment tool is easy and fast to attach. The three-dimensional target area on the receiver unit allows the easy detection of misalignment as well as its nature; whether it is horizontal, vertical, parallel or a combination of all three.

- Powerful magnets allow fast and easy attachment
- Three-dimensional target area simplifies the alignment process
- Facilitates simultaneous adjustment of tension and alignment
- V-guides facilitate the alignment of a wide range of V-belt pulleys
- Aligns grooves of a V-belt pulley rather than its face, allowing optimum alignment of pulleys of unequal width or with dissimilar faces
- A maximum operating distance of 6 m (20 ft) accommodates many applications
- Special side adaptor allowing alignment of multi-ribbed and timing belt pulleys as well as sprockets is available as accessory



SKF TKBA 20 utilises a highly visible green laser and can be used for distances up to 6 m (20 ft). It can even be used outdoors in sunny conditions

Technical data	TKBA 10	TKBA 20	TKBA 40
Designation	TKBA 10	TKBA 20	TKBA 40
Type of laser	Red laser diode	Green laser diode	Red laser diode
Laser	1 × Built-in class 2 laser, <1 mW, 635 nm	1 × Built-in class 2 laser, <1 mW, 532 nm	1 × Built-in class 2 laser, <1 mW, 632 nm
Laser line length	2 m at 2 m (6.6 ft at 6.6 ft)	2 m at 2 m (6.6 ft at 6.6 ft)	3 m at 2 m (9.8 ft at 6.6 ft)
Measurement accuracy angular	Better than 0,02° at 2 m (6.6 ft)	Better than 0,02° at 2 m (6.6 ft)	Better than 0,2°
Measurement accuracy offset	Better than 0,5 mm (0.02 in.)	Better than 0,5 mm (0.02 in.)	Better than 0,5 mm (0.02 in.)
Measurement distance	50 mm to 3 000 mm (2 in. to 10 ft)	50 mm to 6 000 mm (2 in. to 20 ft)	50 mm to 6 000 mm (2 in. to 20 ft)
Control	Laser on/off rocker switch	Laser on/off rocker switch	Laser on/off switch
Housing material	Aluminum, powder coat finish	Aluminum, powder coat finish	Extruded aluminium
Dimensions			
Transmitter unit	169 × 51 × 37 mm (6.65 × 2.0 × 1.5 in.)	169 × 51 × 37 mm (6.65 × 2.0 × 1.5 in.)	70 × 74 × 61 mm (2.8 × 2.9 × 2.4 in.)
Receiver unit	169 × 51 × 37 mm (6.5 × 2.0 × 1.5 in.)	169 × 51 × 37 mm (6.5 × 2.0 × 1.5 in.)	96 × 74 × 61 mm (3.8 × 2.9 × 2.4 in.)
Reflector dimensions	22 × 32 mm (0.9 × 1.3 in.)	22 × 32 mm (0.9 × 1.3 in.)	N/A
Weight			
Transmitter unit	365 g (0.8 lb)	365 g (0.8 lb)	320 g (0.7 lb)
Receiver unit	340 g (0.7 lb)	340 g (0.7 lb)	270 g (0.6 lb)
Mounting	Magnetic, side mounted	Magnetic, side mounted	Magnetic, groove mounted (optional side adapter TMEB A2)
V-guides	N/A	N/A	Size 1: 22 mm, short rods (3× pairs) Size 2: 22 mm, long rods (3× pairs) Size 3: 40 mm, short rods (3× pairs) Size 4: 40 mm, long rods (3× pairs)
Battery	2× AAA Alkaline type IEC LR03	2× AAA Alkaline type IEC LR03	2× AAA Alkaline type IEC LR03
Operation time	25 hours continuous operation	8 hours continuous operation	20 hours continuous operation
Carrying case dimensions	260 × 85 × 180 mm (10.2 × 3.3 × 7.1 in.)	260 × 85 × 180 mm (10.2 × 3.3 × 7.1 in.)	260 × 85 × 180 mm (10.2 × 3.3 × 7.1 in.)
Total weight (incl. case)	1,3 kg (2.9 lb)	1,3 kg (2.9 lb)	1,2 kg (2.7 lb)
Operating temperature	0 to 40 °C (32 to 104 °F)	0 to 40 °C (32 to 104 °F)	0 to 40 °C (32 to 104 °F)
Storage temperature	-20 to +60 °C (-4 to +140 °F)	-20 to +60 °C (-4 to +140 °F)	-20 to +65 °C (-4 to +150 °F)
Relative humidity	10 to 90% RH non-condensing	10 to 90% RH non-condensing	10 to 90% RH non-condensing
IP rating	IP 40	IP 40	IP 40
Calibration certificate	Valid for two years	Valid for two years	Valid for two years
Case contents	1 × TKBA 10 transmitter unit 1 × TKBA 10 receiver unit 2 × AAA batteries 1 × Printed instructions for use 1 × Calibration certificate	1 × TKBA 20 transmitter unit 1 × TKBA 20 receiver unit 2 × AAA batteries 1 × Printed instructions for use 1 × Calibration certificate	1 × TKBA 40 transmitter unit 1 × TKBA 40 receiver unit 2 × AA batteries 4 × sizes of V-guides, 3 × of each size 1 × Printed instructions for use 1 × Calibration certificate

skf.com | skf.com/powertransmission

® SKF is a registered trademarks of the SKF Group.

© SKF Group 2021

The contents of this publication are the copyright of the publisher and may not be reproduced (even extracts) unless prior written permission is granted. Every care has been taken to ensure the accuracy of the information contained in this publication but no liability can be accepted for any loss or damage whether direct, indirect or consequential arising out of the use of the information contained herein.

PUB PT/P2 10552/5 EN · May 2021

Certain image(s) used under license from Shutterstock.com